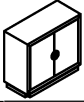







# Assembly Instructions

Thank you for purchasing this quality product. Be sure to check all packing material carefully for small parts that may have come loose inside the carton during shipment. (Note: Loosely thread all screws/bolts first. Once the item is assembled then completely tighten.)

PARTS LIST:				HARDWARE LIST				
NO.	Description	Sketch	Quantity	NO.	Sketch	Description	Size	Quantity
A	Top		1pc	C		Blots	φ5/16*1-3/4"	8pcs
B	Leg		4pcs	D		Flast washer	φ5/16"	8pcs
				E		Look washer	φ5/16"*3/4"	8pcs
				F		Allen wrench	M4	1pc

