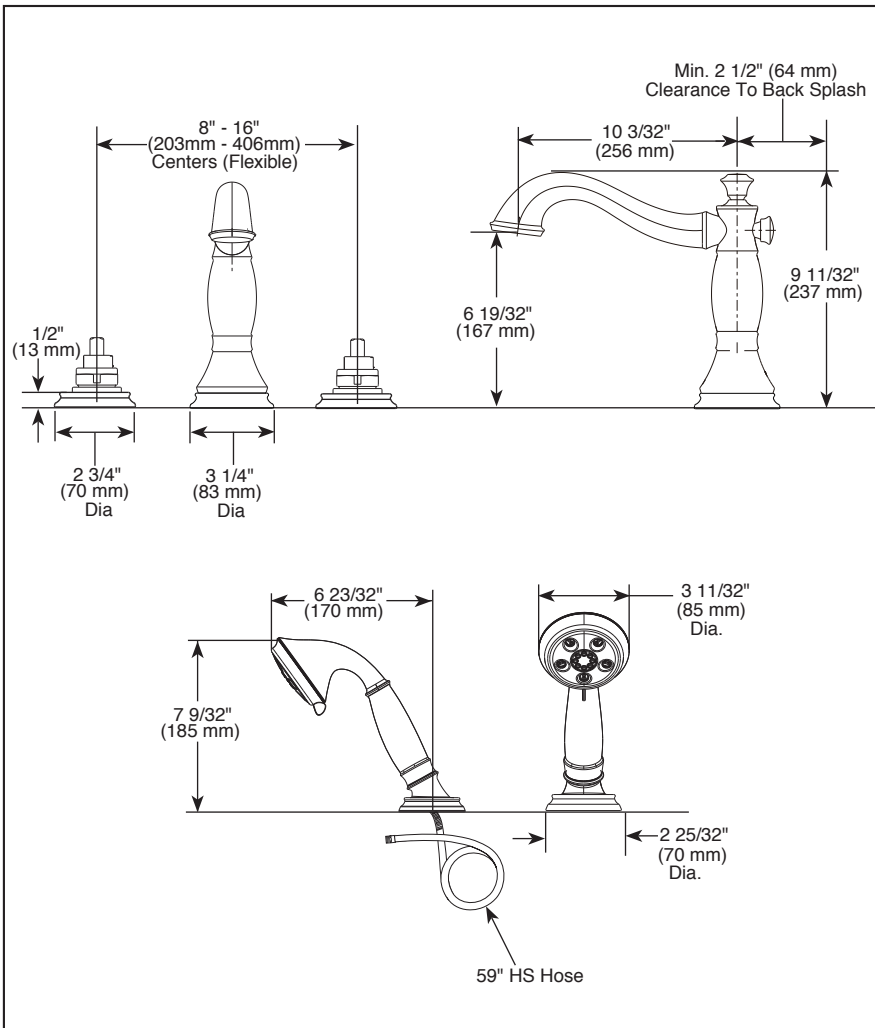


Submitted Model No.: \_\_\_\_\_

Specific Features: \_\_\_\_\_



# Specifications

## ROMAN TUB/WHIRLPOOL FAUCET TRIM

- Three Hole Installation
- Four Hole Installation
- Rough-In Kit Must Also be Ordered to Complete Installation (R4707 for four hole and R2707 for three hole)

### STANDARD SPECIFICATIONS:


- Trim Only for two handle Roman Tub faucet for concealed mounting
- Temperature and volume controlled with handles
- Rough-In kit must also be ordered to complete installation (R4707 for four hole and R2707 for three hole). There are separate specification sheets on each rough-in kit if more details are required.
- Three-setting H<sub>2</sub>Okinetic™ handshower - H<sub>2</sub>Okinetic™ spray, massage spray and pause
- Handshower includes double check valves for backflow prevention (T4797 Series)
- LHP - Less Handle Program. See handle options below
- Handshower flow rate 1.75 gpm @ 80 psi, 6.6 L/min @ 550 kPa

### WARRANTY

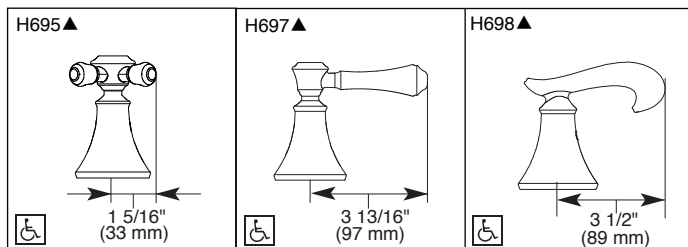
- Lifetime limited warranty on parts (other than electronic parts and batteries) and finishes; or for commercial users, for 5 years from the date of purchase.
- 5 year limited warranty on electronic parts (other than batteries); or for commercial users, for 1 year from the date of purchase. No warranty is provided on batteries.



### COMPLETE VALVE COMPLIES WITH:

- ASME A112.18.1 / CSA B125.1
-  Indicates compliance to ICC/ANSI A117.1 - Valve control only
- EPA WaterSense® - Applies to handshower only - 59433\*

### Available LHP Handle Options



▲ Designate proper finish suffix

We reserves the right (1) to make changes in specifications and materials, and (2) to change or discontinue models, both without notice or obligation. Dimensions are for reference only. See current full-line price book for finish options and product availability.