
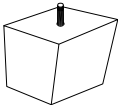
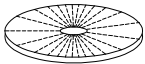


Assembly Instruction

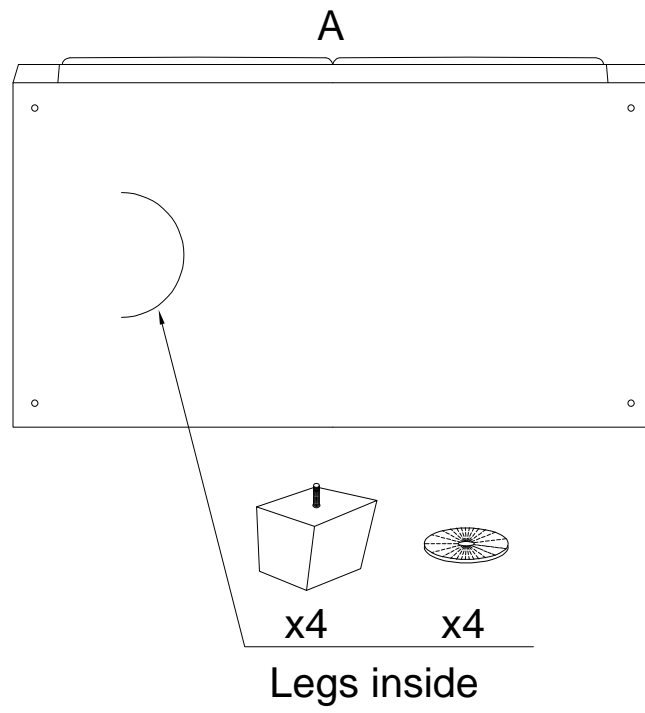
Love Seat

Note: Do not use power tools for assembly. Power tools increase the risk of over tightening which lead to splitting or cracking the wood.

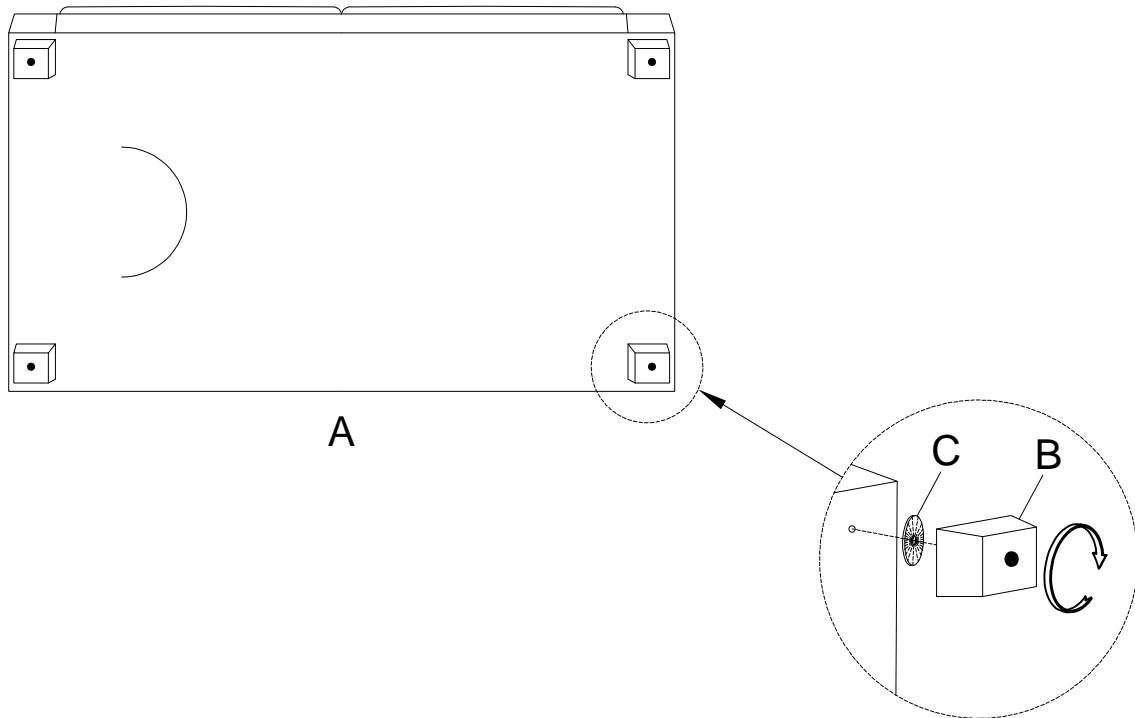
Component list

No	Drawing	Qty	Description
A		1	SEAT
B		4	WOODEN LEGS (108*108*80MM)
C		4	PLASTIC GASKET (φ10φ45T2)

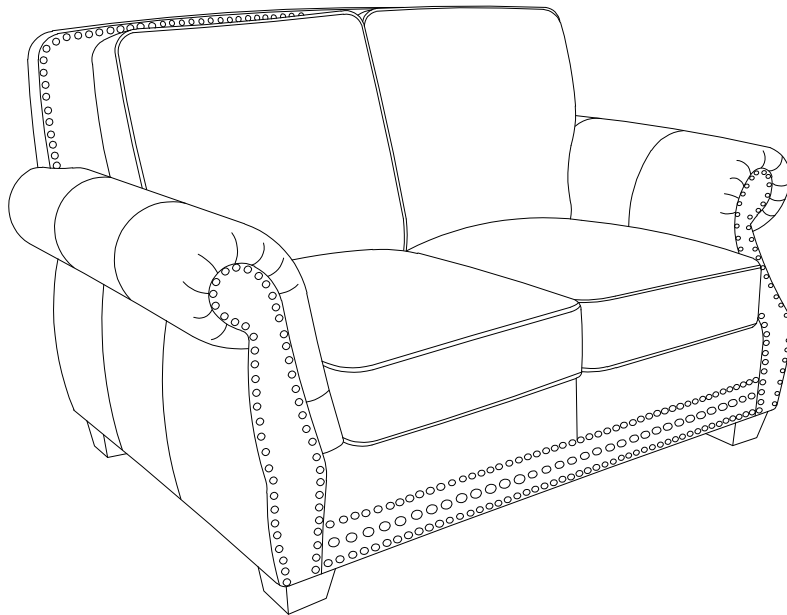
Step #1



Step #2



Step #3



Care Instruction for Genuine Leather match with PVC Furniture:

In order to maintain the original appearance of your Genuine Leather match with PVC Furniture, please follow below simple care procedures:

- Avoid exposing furniture directly to sunlight or heating and air conditioning outlets. Sunlight and/or exposure to heating and air conditioning outlets will fade/damage Genuine Leather match with PVC.
- Vacuum or wipe with a soft cloth to remove dust.
- Hardware may loosen over time. Periodically check to make sure all connection are tight, Re-tighten if necessary.



For items use on wooden floor, hard surfaces or carpets, it is recommended to Install protective pads under all legs and supports to avoid/prevent from damages/scratches and discoloration.