

# ASSEMBLY INSTRUCTIONS & PARTS IDENTIFICATION 9 DRAWER ACCENT CHEST

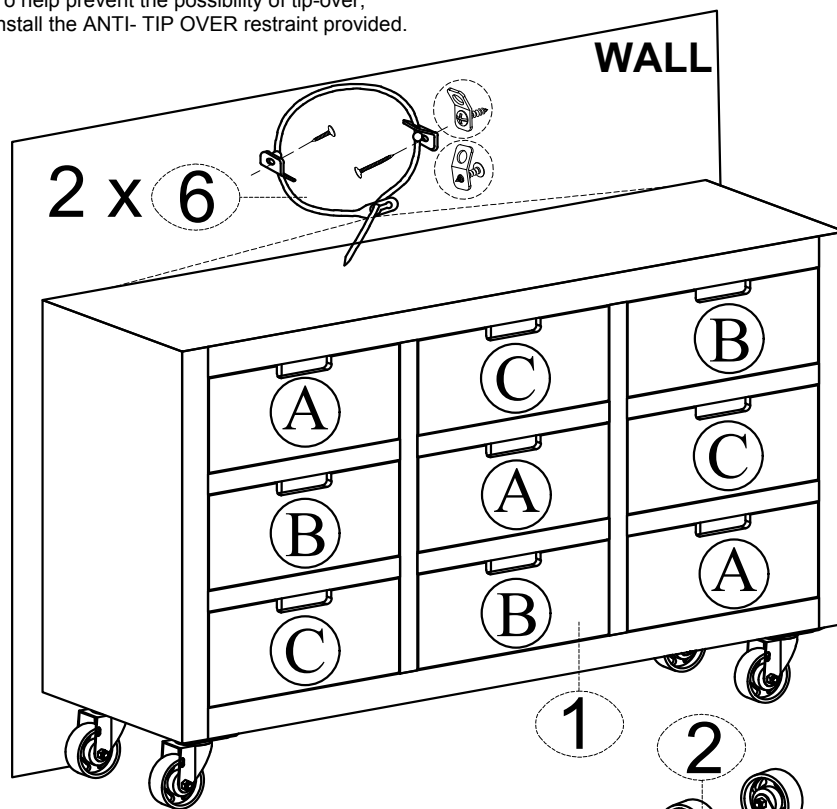
Thank you for purchasing this quality product. Be sure to check all packing material carefully for small parts that may have come loose inside the carton during shipment

Parts key

No	Code	Qty	Description	No	Code	Qty	Description
1 A		3 pcs	Drawer complete - A	4		9 pcs	Drawer stop
1 B		3 pcs	Drawer complete - B	5		9 sets	Drawer glide
1 C		3 pcs	Drawer complete - C	6		2 sets	Anti-tip kit
2		2 pcs	Caster assembly				
3		4 pcs	Caster assembly stop w/screw				

**PLEASE NOTE :**

To help prevent the possibility of tip-over, install the ANTI- TIP OVER restraint provided.

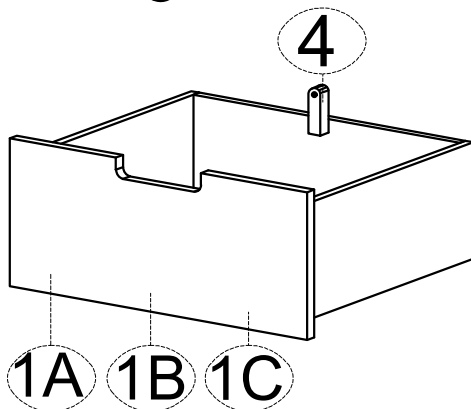
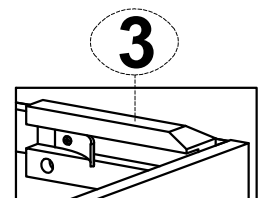


ONCE THE CASTER ASSEMBLIES ARE ATTACHED, TWO PERSONS ARE REQUIRED TO LIFT AND TURN THE FURNITURE OVER.

CASTERS ARE DECORATIVE ONLY AND ARE NOT INTENDED TO MAKE THE FURNITURE MOBILE.

LOCK EACH WHEEL BY TURNING THE LOCKING SCREW ON EACH WHEEL.

PLEASE CHECK FOR ANY METAL BURS THAT MAY BE ON THE CASTER PRIOR TO PLACING ITEM DIRECTLY ON ANY FLOORING.



**PLEASE NOTE :**

Due to the random finish design of the drawers, drawers may not be the exact match of the original.

To avoid the possibility of the furniture tipping and injury, the anti-tip hardware must be installed

