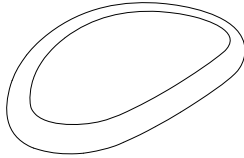







# ASSEMBLY INSTRUCTION FOR ACME FURNITURE

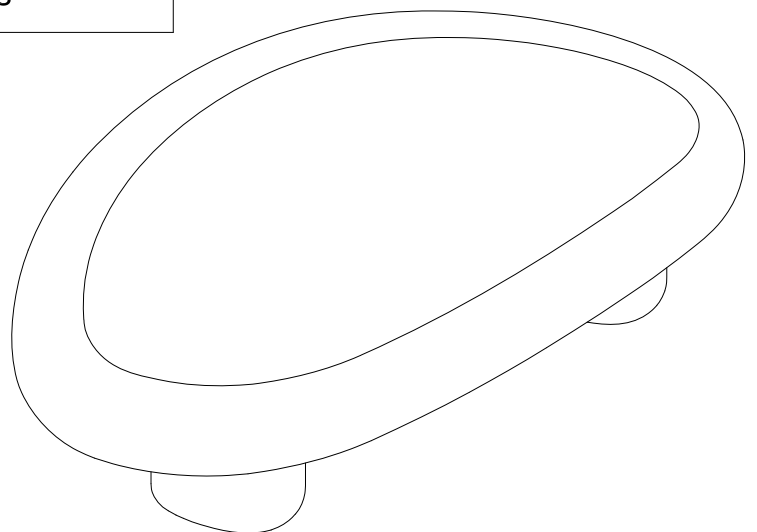
## MODEL# LV03915 Coffee Table

Thank you for purchasing this quality product. Be sure to check all packing materials carefully for small parts which may have come loose inside the carton during shipment. Separate, identify, and count all parts and metal hardware. Compare with parts list to be sure all parts are present. If any part(s) are missing or damaged, please contact your local furniture dealer. For efficient and speedy service, please indicate the model number and code letter of the part(s) needed.

**\*\*\* Do not fully tighten screws until fully assembled \*\*\***

COMPONENT PARTS		
DECERPTION	PART NAME	Q'TY(PCS)
①	Table Top 	1pc
②	Leg 	3pcs

HARDWARE REQUIRED:	
Ⓐ 	Bolt 1/4"x1-1/8" - 9pcs
Ⓑ 	Washer Ø16xØ7x1.0 - 9pcs
Ⓒ 	Allen Wrench M4 - 1pc
Ⓓ 	Floor Protector - 9pcs



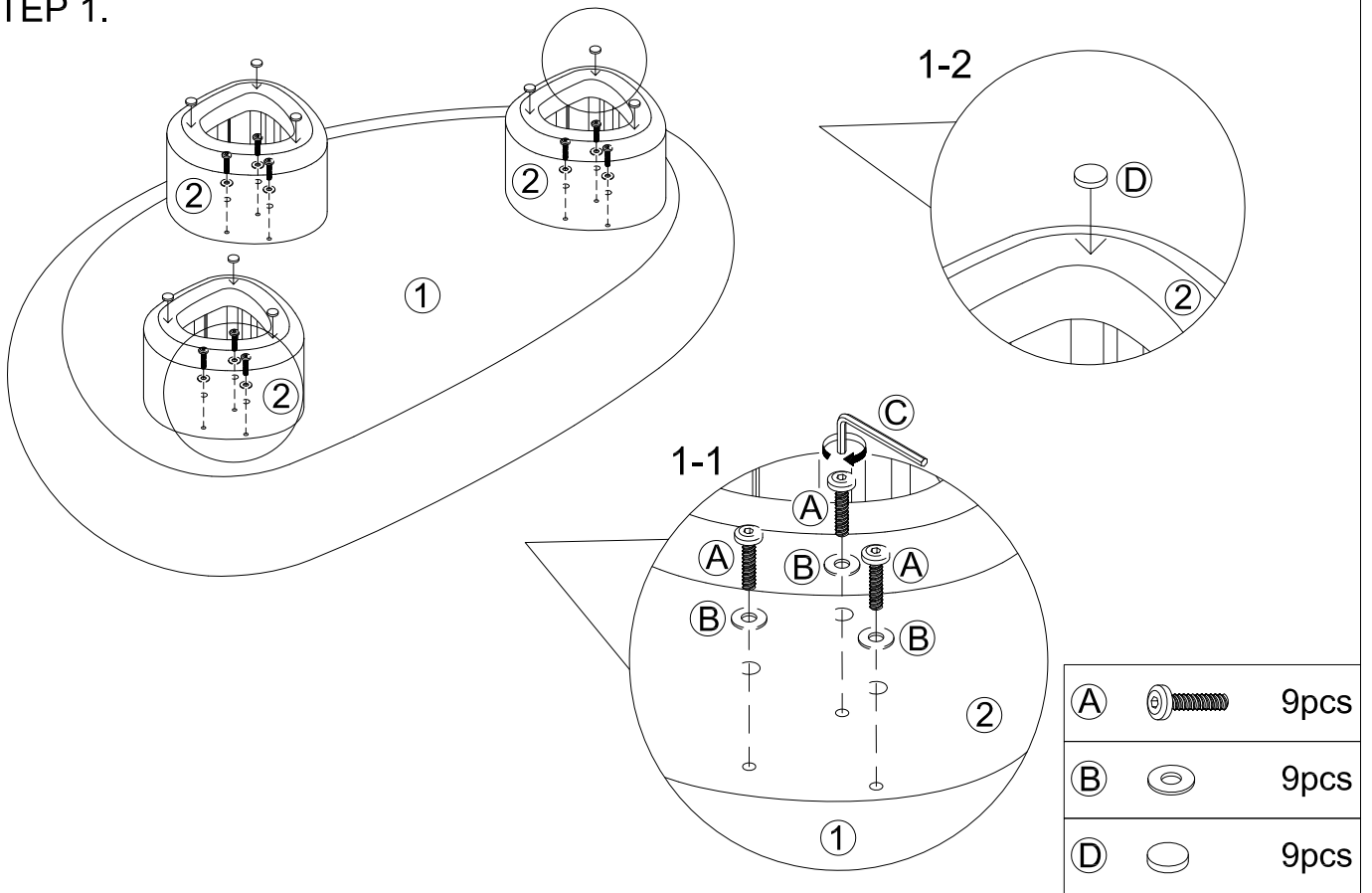
**Attention:**

\*\*\*Mattresses not included.

\*\*\*Some number parts listed on the instruction sheet may not be in parts bag as they may already be assemble. Carefully check parts and packing materials prior to odering replacements.

# How to Assemble:

## STEP 1.



## STEP 2.

