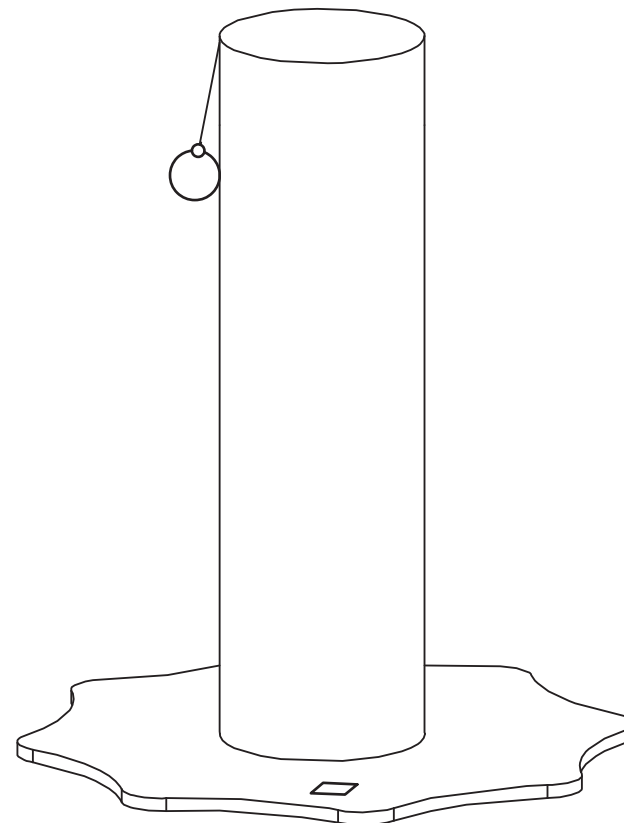


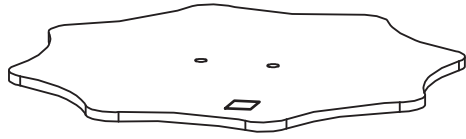


## Before You Start


- ⚠ Please read all instructions carefully.
- ⚠ Retain instructions for future reference.
- ⚠ Separate and count all parts and hardware.
- ⚠ Read through each step carefully and follow the proper order.
- ⚠ We recommend that, where possible, all items are assembled near to the area in which they will be placed in use, to avoid moving the product unnecessarily once assembled.
- ⚠ Always place the product on a flat, steady and stable surface.
- ⚠ Keep all small parts and packaging materials for this product away from babies and children as they potentially pose a serious choking hazard.



**A** × 1



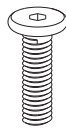
**P1**



730MM

× 1

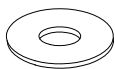
**W1**



× 2


M8 × 35mm

**W2**



× 2

**W3**



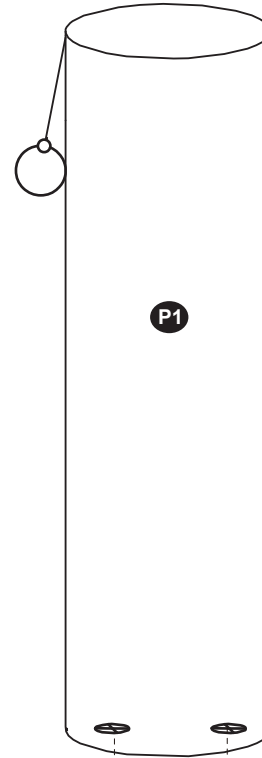
× 1

**W4**

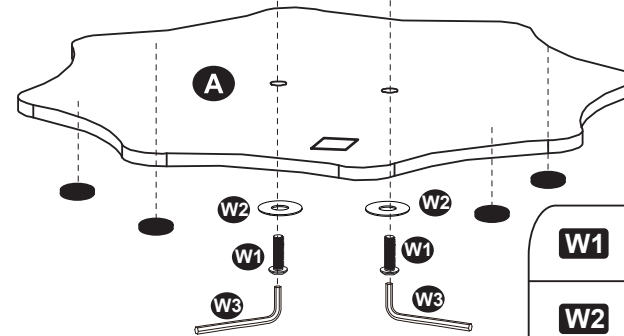


× 4

**1**



**P1**



<b>W1</b>		x2
-----------	---	----

<b>W2</b>		x2
-----------	---	----

<b>W3</b>		x1
-----------	---	----

<b>W4</b>		x4
-----------	---	----