
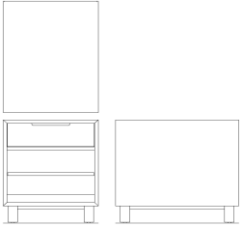

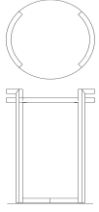


Gibbs

253-000 Group

Market Date: October 2022	Finish Name: Manhattan Walnut finish; Black metal finish	Soft	<i>Note: Use undermount, soft close, self close drawer guides.</i>	Revised: 01/10/2023
Solids: Select solids; Flat Cut Walnut Veneers	<i>Other materials:</i>			
Sketch	Style #	Dimensions	Notes	
	253-910 Rectangular Coffee Table	W50 D28 H18		
	Two drawers.	Drawer size: 22 5/8"w x 14"d x 5 3/4"h		
	Two component openings.		*Component opening: 23 7/8"w x 28"d x 5 1/2"h.	
	Casters.			
	253-915 Drawer End Table	W20 D26 H24		
	One drawer.	Drawer size: 17 1/4"w x 14"d x 3 1/4"h	*Bottom of case to floor: 3 1/4".	
	One adjustable wood shelf.			
	Adjustable levelers.		*Shelf size: 18 1/4"w x 24 7/8"d.	
				*Area below drawer without shelf: 18 1/2"w x 24 1/2"d x 12 1/4"h.
	253-916 Chairside Chest	W16 D24 H24		
	One drawer; One Door.	Drawer size: 13 1/4"w x 14"d x 2 1/4"h	*Bottom of case to floor: 3 1/4".	
	Flip down door panel in back with three outlet plug and usb port electric outlet.			
	One adjustable wood shelf.		*Shelf size behind door: 14 1/4"w x 22"d.	
	Adjustable levelers.		*Area behind door without shelf: 14 1/2"w x 22 5/8"d x 12"h.	
	253-917 Round Chairside Table	W18 D18 H26		
	Wood top.			
	Metal base.			
	Adjustable levelers.			