
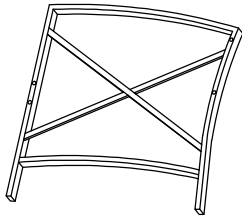


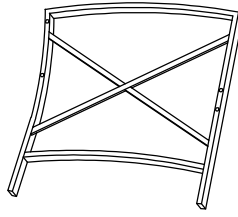
## 2 armrest chairs & square table



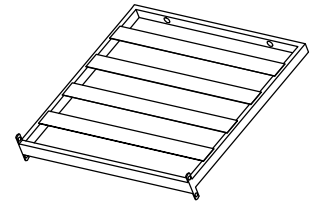
- a. Opening, please check the parts. In case of broken glass, please avoid scratching your fingers! Any defect or missing, contact us in time.
- b. Advisable to assemble on the mat to avoid wear and tear. Avoid all sharp objects touching the product surface. Do not allow the children to play around.
- c. Do not tighten all screws entirely until assembly is completed. Power tools are available, don't over-tighten for strip threads. Any problems assembling, first refer to the instruction or contact us in time!
- d. If the cushion covers crease, maybe you can try soaking it with warm water or ironing.



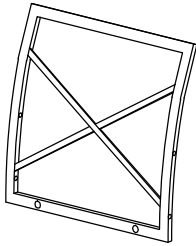
A: right armrest  
2 pcs



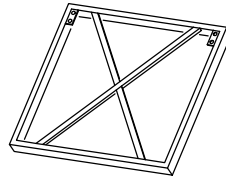
B: left armrest  
2 pcs



C: seat board  
2 pcs



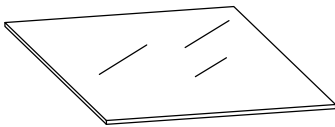
D: backrest  
2 pcs




E: table leg  
2 pcs



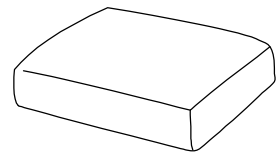
F: connecting rod  
2 pcs



square table glass  
1 pcs



back cushion  
2 pcs



seat cushion  
2 pcs




S: shim  $\text{Ø}14*6.4*1$   
28 pcs



T: flat head screw M6\*15mm  
16 pcs



U: flat head screw M6\*30mm  
4 pcs



V: flat head screw M6\*40mm  
8 pcs






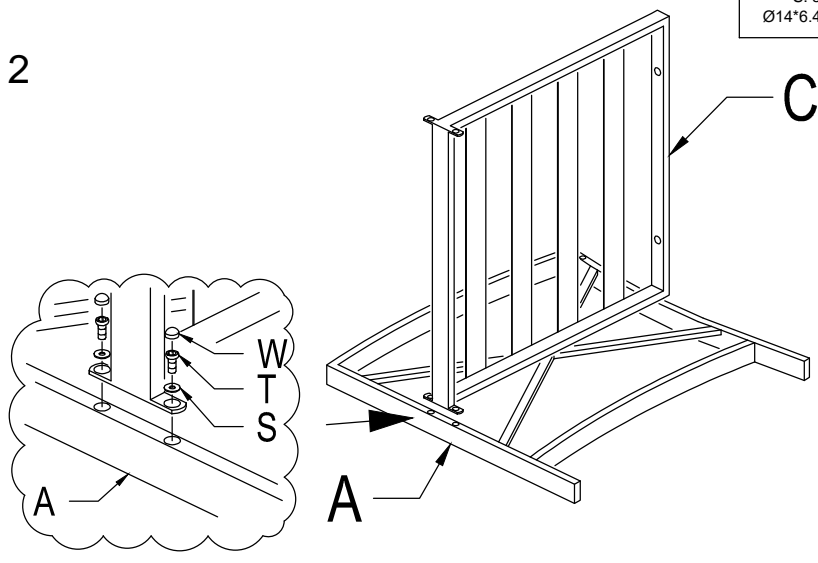
W: screw cap  
28 pcs



Inner hexagon spanner  
1 pcs




**Step 1**  
for chair  
A x 2, C x 2

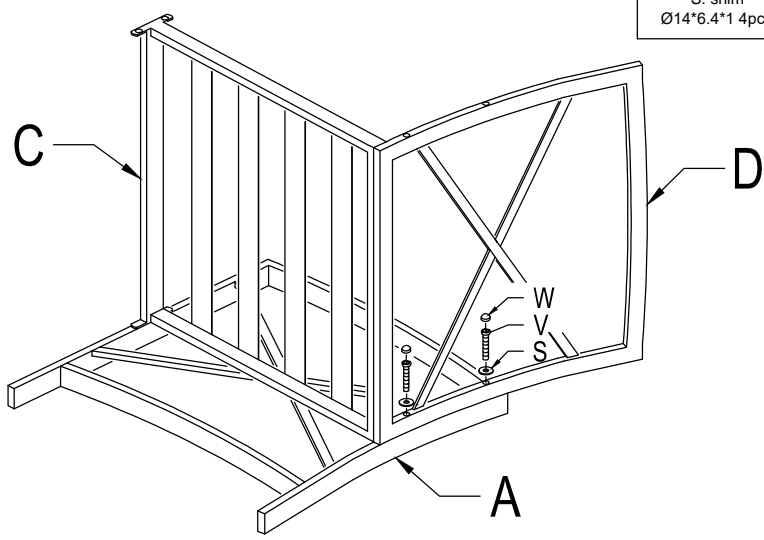
- |   |   |   |
|---|---|---|
|  |  |  |
| S: shim<br>Ø14*6.4*1 4pcs   | T: flat head screw<br>M6*15mm 4pcs  | W: screw cap<br>4pcs  |



2x





**Step 2**  
for chair  
D x 2

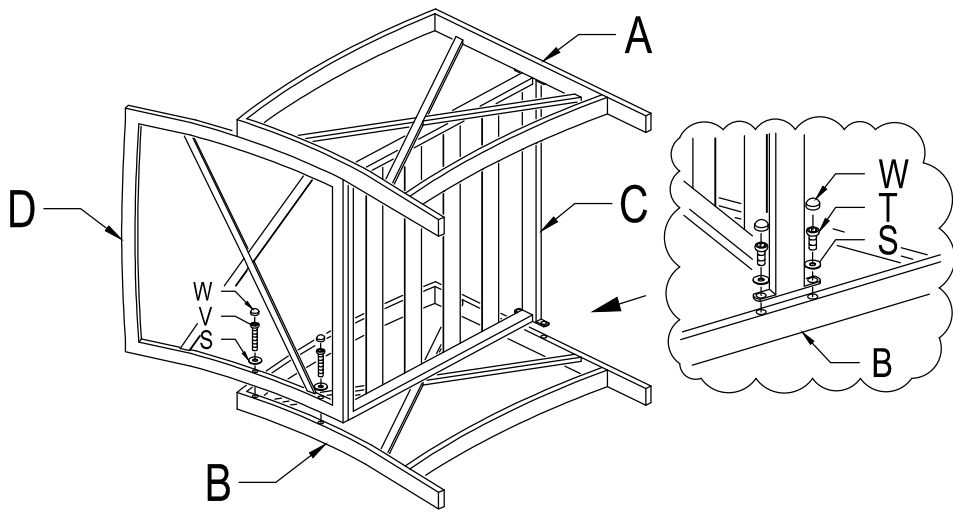
- |   |   |   |
|---|---|---|
|  |  |  |
| S: shim<br>Ø14*6.4*1 4pcs   | V: flat head screw<br>M6*40mm 4pcs  | W: screw cap<br>4pcs  |



2x

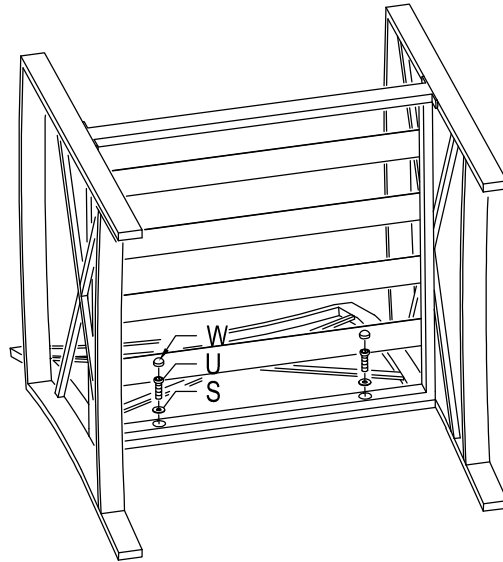
**Step 3**  
for chair  
B x 2

- |  |   |   |   |
|--|---|---|---|
|  |  |  |  |
| S: shim<br>Ø14*6.4*1 8pcs  | T: flat head screw<br>M6*15mm 4pcs  | V: flat head screw<br>M6*40mm 4pcs  | W: screw cap<br>8pcs  |



2x

## Step 4 for chair



S: shim  
Ø14\*6.4\*1 4pcs



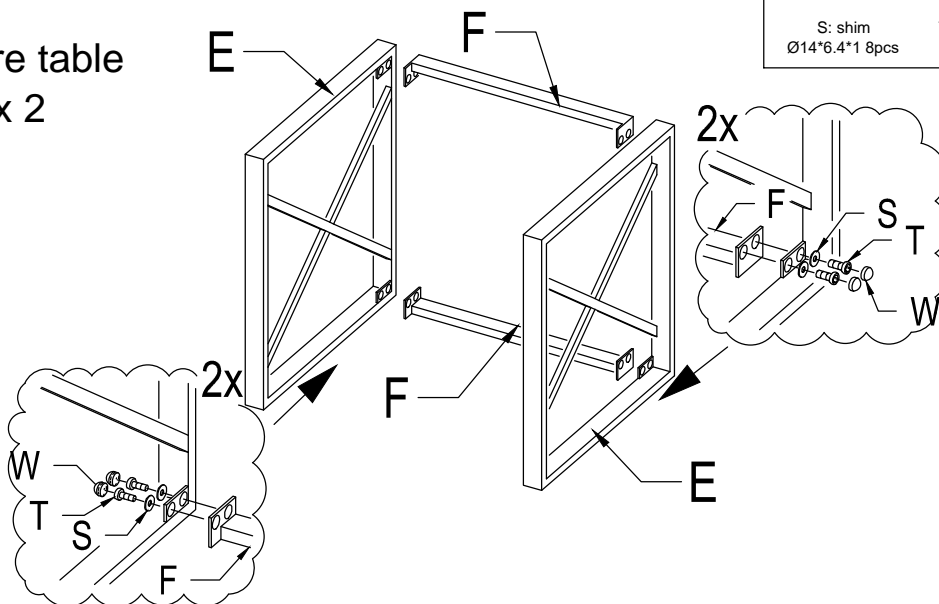
U: flat head screw  
M6\*30mm 4pcs



W: screw cap  
4pcs

2x

## Step 5 for square table E x 2, F x 2



S: shim  
Ø14\*6.4\*1 8pcs



T: flat head screw  
M6\*15mm 8pcs



W: screw cap  
8pcs

2x

## Step 6

