









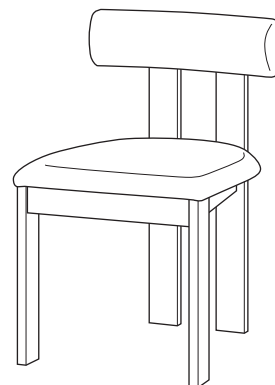
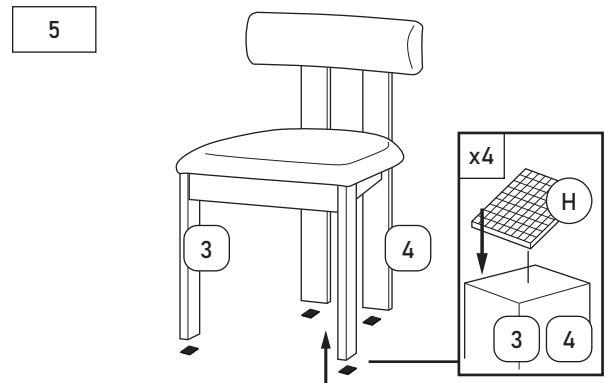
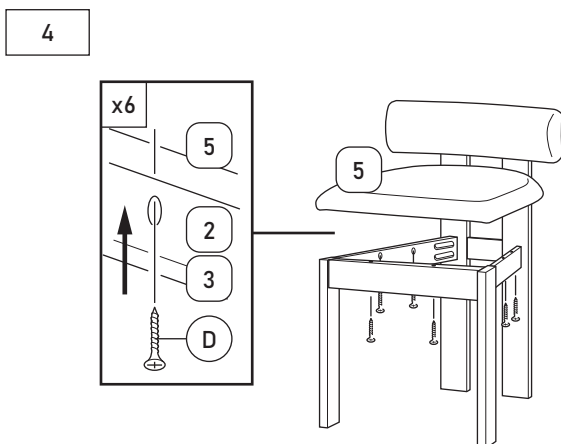
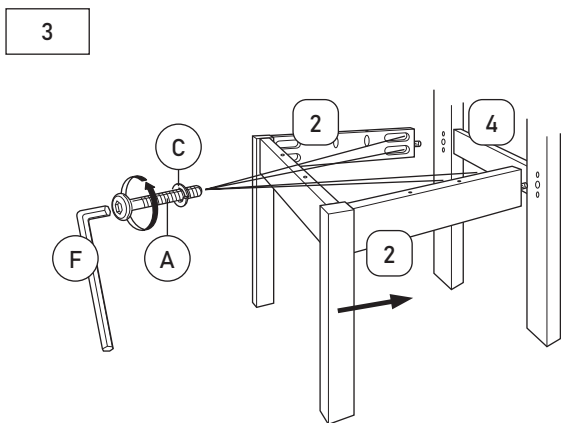
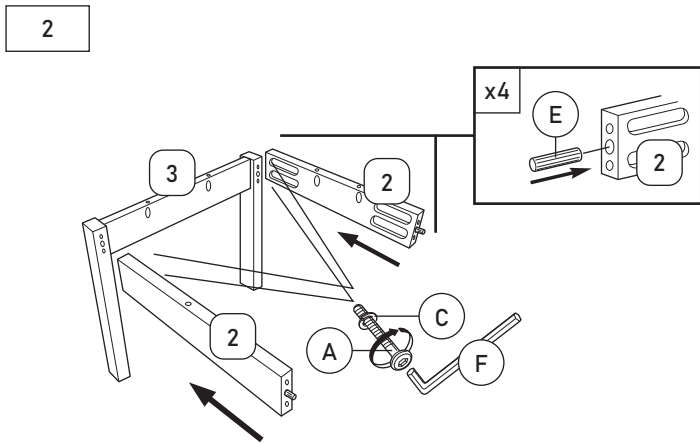
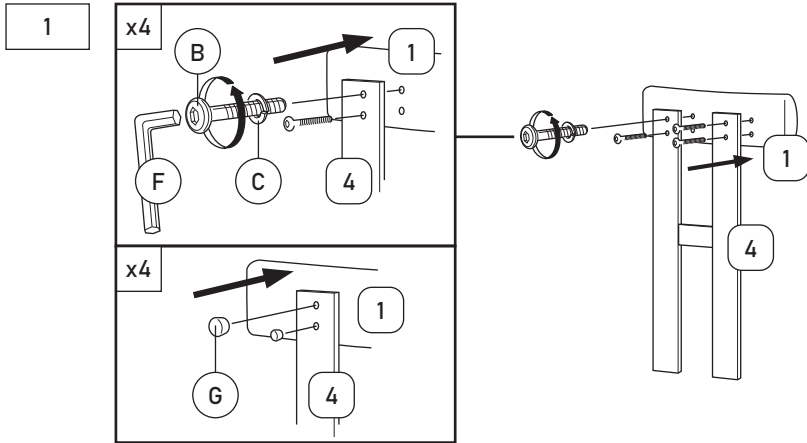
# MODEL: KF 8206 DC

Important note: - Place all wooden part on a clean and smooth surface such as rug or carpet to avoid the part from being scratch.  
 - Please follow the assembly instruction step by step.  
 - Do not tighten all screw until the chair is fully set-up.

## ASSEMBLY INSTRUCTION

No	Hardware List	Qty.
A	JCBC M6 x 45mm 	16 pcs
B	JCBC M6 x 30mm 	8 pcs
C	M6 Spring Washer 	24 pcs
D	CSK M4 x 32mm 	12 pcs
E	Wood Dowel M8 x 30mm 	4 pcs
F	Allen Key M4 	1 pc
G	Wood Button 	8 pcs
H	Stopper 	8 pcs

No	Part List	Qty.
1	Backrest	2 pcs
2	Side Rail	4 pcs
3	Front Leg	2 pcs
4	Back Leg	2 pcs
5	Wooden Slat / Cushion	2 pcs



COMPLETED ASSEMBLY