













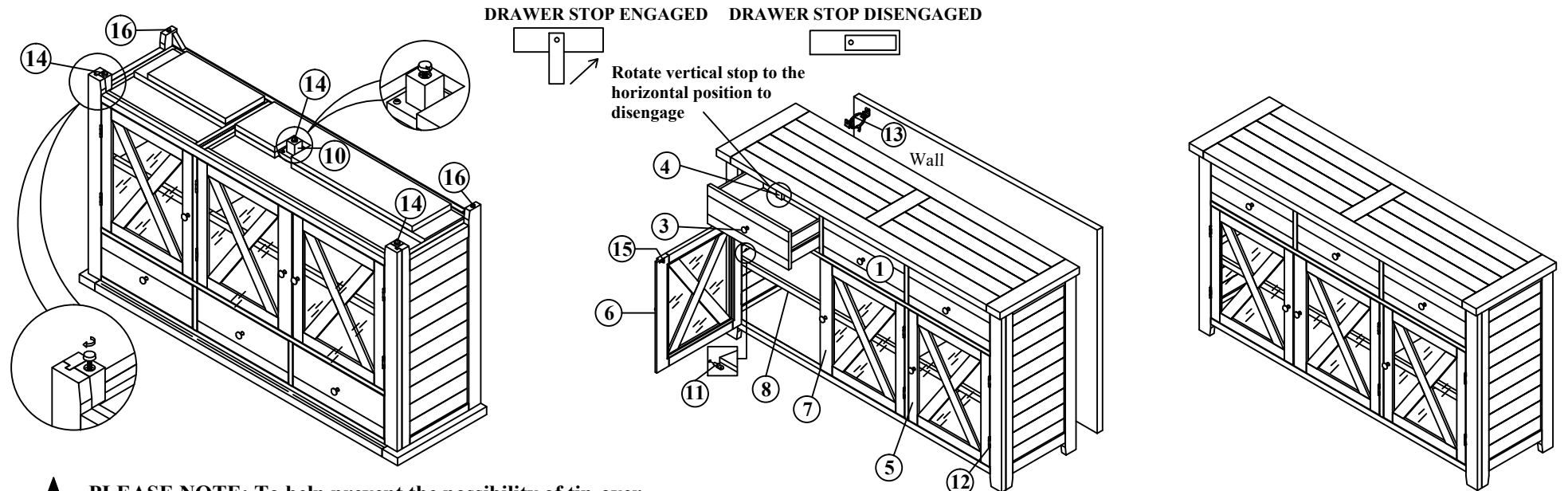


ASSEMBLY INSTRUCTIONS & PARTS IDENTIFICATION

No	Description	Code	Q'Ty
1	 Drawer	A	3 pcs
2	Drawer Glide	B	6 pcs
3	 Drawer/ door pull w/screw	C	6 pcs
4	Drawer Stop	D	3 pcs
5	 Right facing door	E	1 pc
6	 Left facing door	F	1 pc
7	 Middle door	H	1 pc
8	 Shelf- left side large	J	1 pc

No	Description	Code	Q'Ty
9	 Shelf- right side small	Z	1 pc
10	 Middle leg	X	1 pc
11	 Shelf pin	C	8 pcs
12	 Door hinge	V	6 pcs
13	 Anti tip hardware	B	1 Set
14	 Leveler	B	3 pcs
15	 Door catch set	N	3 sets
16	 Floor glide	M	2 pcs



★ PLEASE NOTE: To help prevent the possibility of tip-over, install the tipover restraint provided.