











# ASSEMBLY INSTRUCTIONS

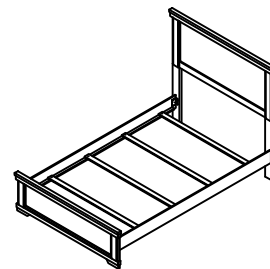
ITEM NO :  
TWIN HEADBOARD / FOOTBOARD / SIDE RAIL

**(BOX 1)  
BOX OF HEADBOARD / FOOTBOARD**

ITEM	DRAWING	DESCRIPTION	QTY
A		HEADBOARD PANEL	1
B		LEFT HEADBOARD LEG	1
C		RIGHT HEADBOARD LEG	1
D		FOOTBOARD	1
E		WOODEN SLAT	4


**(BOX 1) HEADBOARD / FOOTBOARD  
HARDWARE LIST**

ITEM	DRAWING	DESCRIPTION	QTY
1		ALLEN WRENCH (M4)	1
2		CONNECTION BOLT (M6 x 50mm) W/WASHER & SPRING WASHER	8
3		CONNECTION BOLT (M6 x 25mm) W/WASHER & SPRING WASHER	8
4		FLAT HEAD SCREW (#8 x 1 1/8")	8
5		Assembly Tool Not Included	1




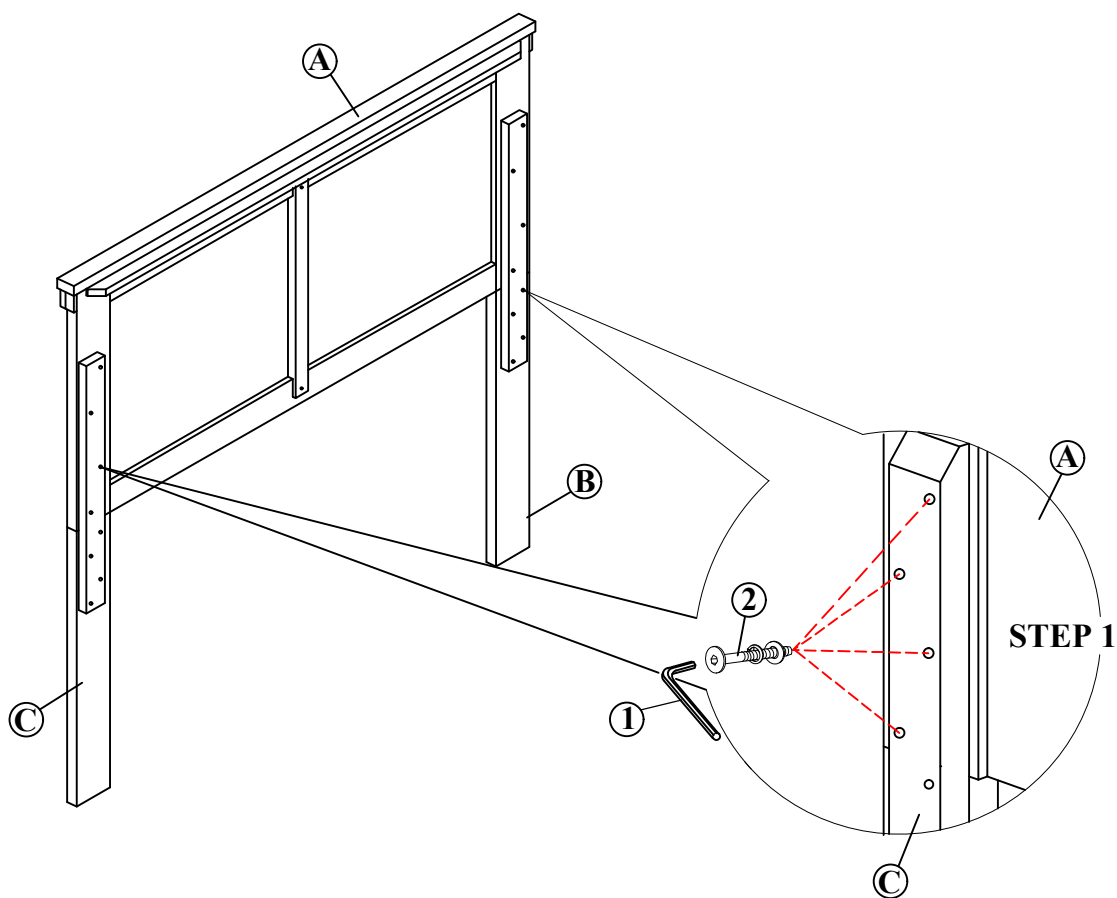
## COMPLETED TWIN BED ASSEMBLY

**(BOX 2)  
BOX OF SIDE RAIL**

ITEM	DRAWING	DESCRIPTION	QTY
F		SIDE RAIL	2

**(BOX 2) SIDE RAIL  
HARDWARE LIST**

ITEM	DRAWING	DESCRIPTION	QTY
6		WOOD DOWEL (M8 x 30mm)	8



THE HARDWARE IS LOCATED IN THE PACKING ITEMS

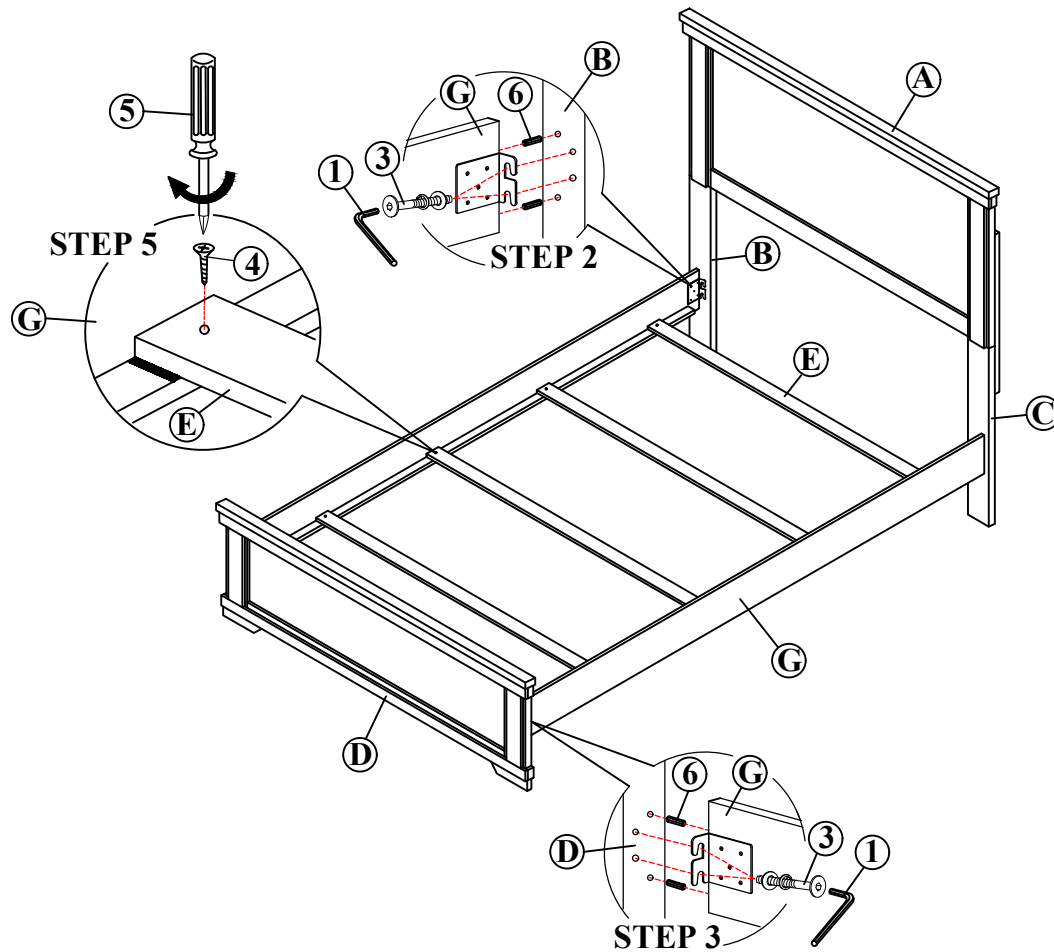
NOTE : MUST TIGHTEN SCREWS PERIODICALLY. WITH USE SCREW MAY BECOME LOOSE.  
CHECK TIGHTNESS OF ALL SCREW EVERY 6-8 WEEKS.

### CLEANING INSTRUCTION

After assembly, clean & polish the completed parts if necessary with soft cloth and industrial recognized furniture polish

# ASSEMBLY INSTRUCTIONS

ITEM NO :  
TWIN HEADBOARD / FOOTBOARD / SIDE RAIL



THE HARDWARE IS LOCATED IN THE PACKING ITEMS

NOTE : MUST TIGHTEN SCREWS PERIODICALLY. WITH USE SCREW MAY BECOME LOOSE.  
CHECK TIGHTNESS OF ALL SCREW EVERY 6-8 WEEKS.

## CLEANING INSTRUCTION

After assembly, clean & polish the completed parts if necessary with soft cloth and industrial recognized furniture polish

MADE IN MALAYSIA