









ASSEMBLY INSTRUCTIONS

Thank you for purchasing this product. Please take time to read and follow the instruction below. Check that you have all parts and hardware before assembly. Parts apparently missing are often found in the packing materials. If you do not have all parts listed, have your dealer contact us and they will be sent to you immediately.



It is recommended to install protective pads under all legs and support to avoid damage or scratches when placing furniture on a wood floor or other hard surface, and to limit indentation and prevent discoloration if placing on carpet.

PART LIST			
1	Cocktail Table Top		1 pc
2	End Table Top		2 pcs
3	Cocktail Table Leg (L454mm)		4 pcs
4	End Table Leg (L545mm)		8 pcs

HARDWARE LIST			
A	Jcbc Bolt M6 x 70mm		12 pcs
B	Flat Washer (2mm)		12 pcs
C	Spring Washer		12 pcs
D	Allen Key		1 pc

*DO NOT TIGHTEN BOLTS UNTIL COMPLETELY ASSEMBLED.

