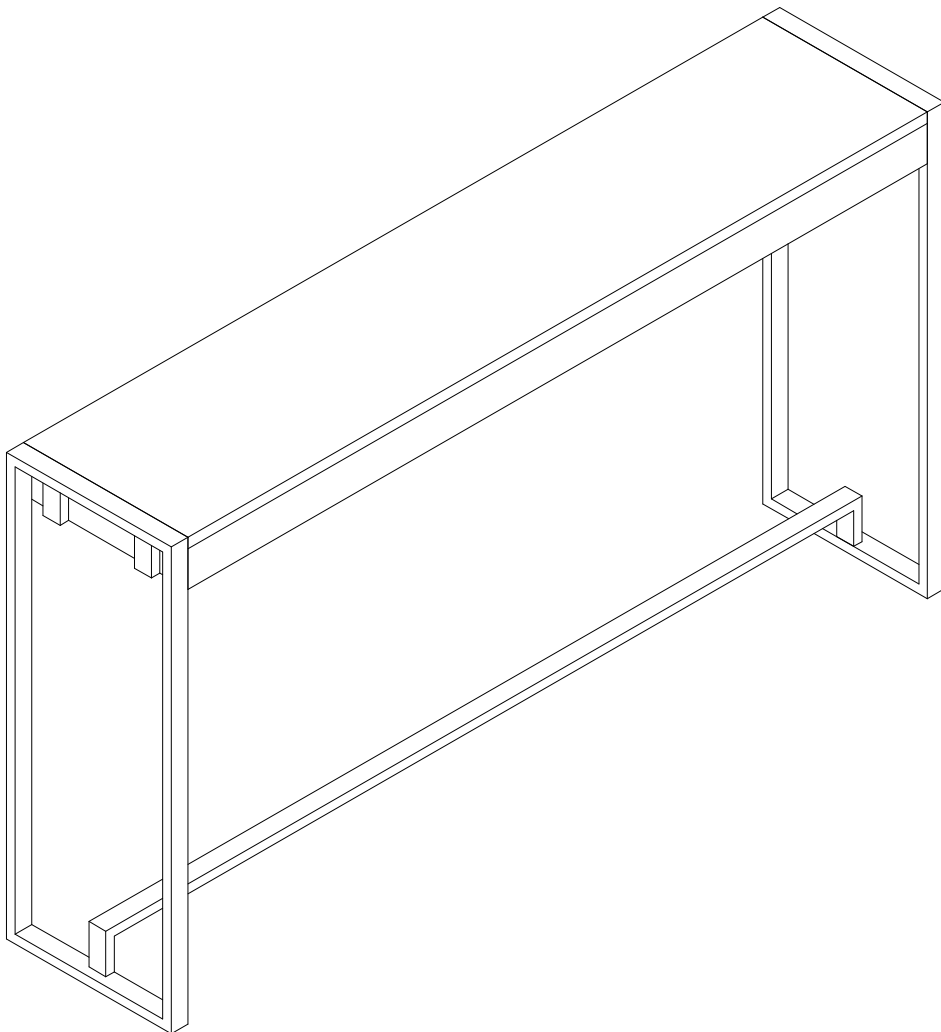


Console

Assembly Instructions

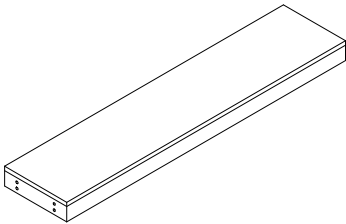


Console

Parts List

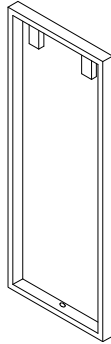
Please check packaging for all parts and hardware before discarding. Unpack and lay parts on clean, padded surface like carpet or blanket. Check that you have all parts indicated. Call customer service if hardware is missing. Before beginning assembly, carefully study the diagrams below and sort your hardware according to the pictures. Using the incorrect hardware will cause damage.

A Quantity
Of 1



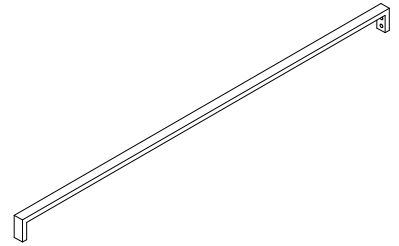
Top Panel

B Quantity
Of 1



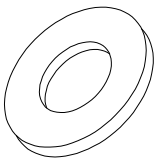
Side Leg

C Quantity
Of 1



Stretcher

1 Quantity
Of 12



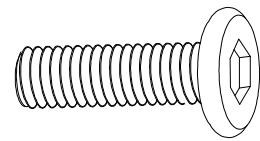
Flat Washer

2 Quantity
Of 10



Spring Washer

3 Quantity
Of 10



Bolt 5/16"x1-1/4"L

4 Quantity
Of 1



Allen Wrench

Care and Cleaning Instructions:

Before using, wipe with a clean, dry cloth. Periodically apply furniture wax to renew the finish. Avoid rubbing or scratching the surface with rough or abrasive objects.

For replacement parts or questions, please call our customer service.

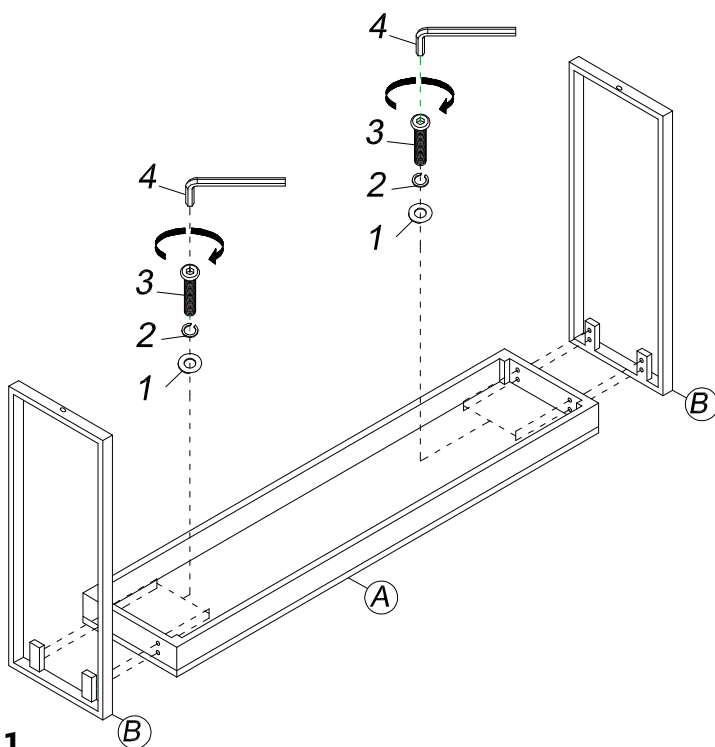


Figure 1

Attach Side Leg **(B)** to Top Panel **(A)** with Bolts **(3)**, Spring Washers **(2)** and Flat Washers **(1)**.

Tighten Bolts **(3)** using Allen Wrench **(4)** as shown in Figure 1.

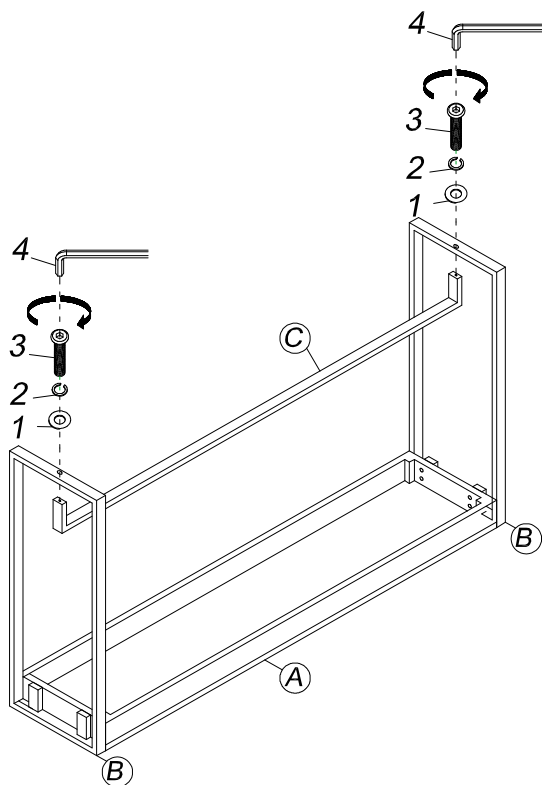


Figure 2

Attach Stretcher **(D)** to assembled unit on Figure 1 with Bolts **(3)**, Spring Washers **(2)** and Flat Washers **(1)**.

Tighten Bolts **(3)** using Allen Wrench **(4)** as shown in Figure 2.

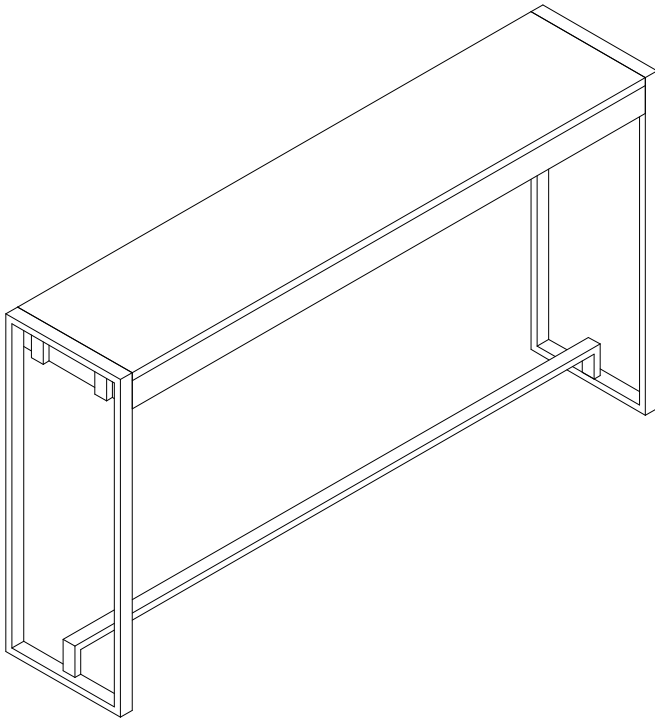


Figure 3

Now your console is ready to use!

Parts Replacement Form

Customer Information

Name

Address

City/State/Zip Code

Phone Number

Please indicate where you purchased this item: Store/Website/Catalog

Please indicate color/size/style number:

Style No
Needed

Parts Letter

Parts Description

Quantity

Please immediately examine this product carefully. Any request for missing parts or damage replacement must be received within 90 days of your receipt of the product. Replacement, if available, will be honored within this time frame. Parts will not be available for items arriving fully assembled. We do not recommend modifying product(s) and we are not responsible for any damages due to product modification(s). If damages or missing parts are not reported within 90 days of your receipt, we are under no obligation to provide parts or replacement merchandise.

Please contact us if you have product issues or email us. Please ask for customer service representative for issues involving damages or replacement parts. Please ask for technical assistance representative for any issues with product and assembly/construction.

Please contact the retailer that you purchased from for returns.