



MODEL RS3LC SHOWN



MODEL RS2LC SHOWN



MODEL RS8C SHOWN

JOINED TAPERED
STANDING RISERS
WITH OPTIONAL
GUARD RAILS




MODEL RS4LHB SHOWN



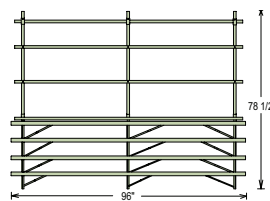
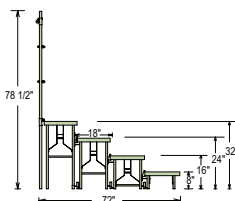

CARPET COLOR OPTIONS



Box Pleat Skirting MODEL SB8 SHOWN



Shirred Pleat Skirting MODEL SS8 SHOWN



Standing Choral Riser

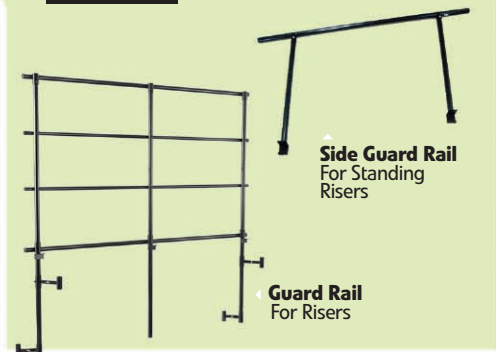
SKIRTING COLOR OPTIONS



SPECS:

- Constructed with 3/4" solid plywood core
- Available with carpet in choice of 4 colors or 1/8" thick tempered hardboard
- 16-gauge, 1-13/16" high formed steel channel frame reinforced with 16-gauge steel angle welded to the inside of the channel
- 14-gauge steel tubing capped at the point of floor contact with high impact plastic glides
- Legs open and close using only one hand
- Equipped with drop-in couplings that allow units of same or different heights to be joined together
- All ganging devices are permanently secured to each unit
- Exceeds 200 lbs. per square foot load bearing capacity
- Comes in 4 heights; 8", 16", 24" and 32"
- Straight and Tapered units for continuous and semi-circle configurations
- Optional Guardrails recommended for safety
- 10-year warranty

USE WITH:



**National
Public
Seating**

