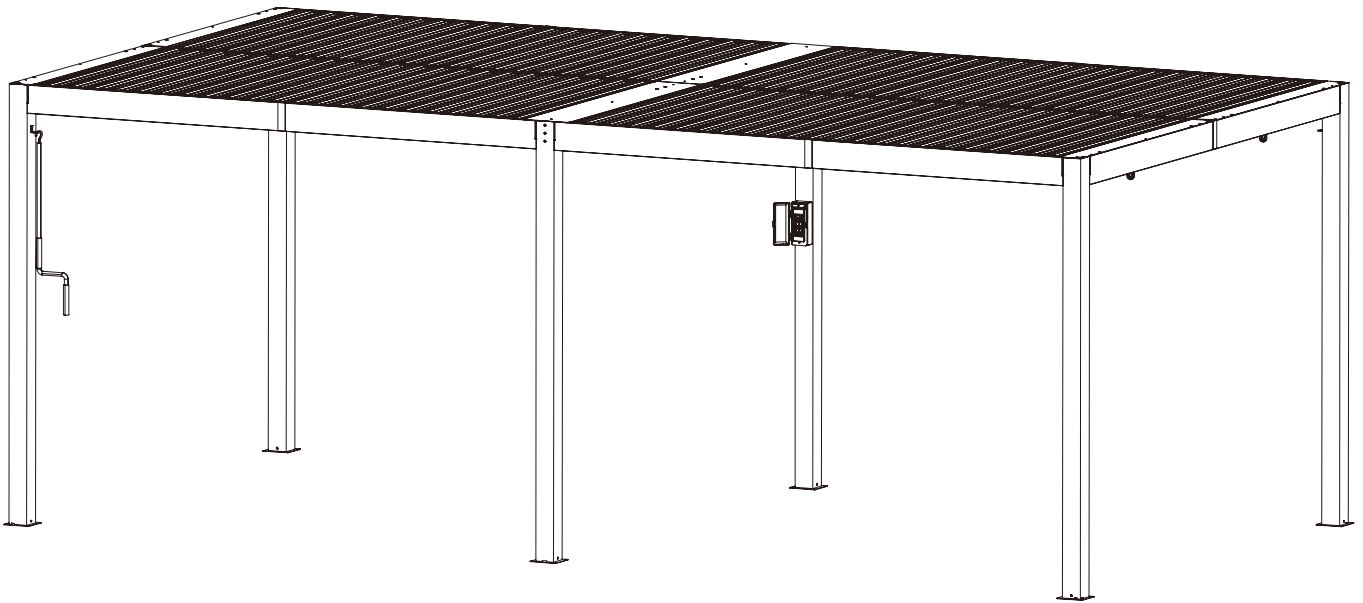


MODEL:IG10600149-1020S



OWNER'S MANUAL

10'x20' Aurora Louvered Pergola

TABLE OF CONTENTS

ASSEMBLY GUIDE.....	02
USING YOUR PRODUCT.....	04

June 16, 2025

QUESTIONS?



E-mail: support@modernshade.org



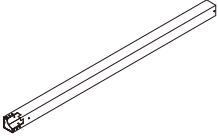
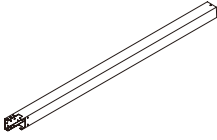


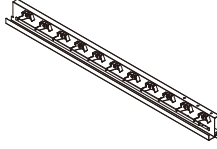


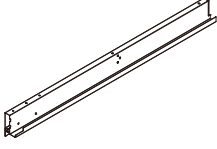
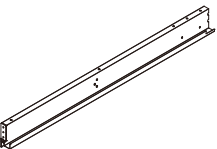
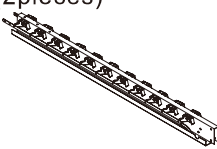

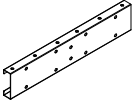

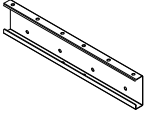





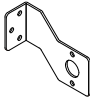
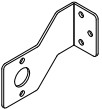
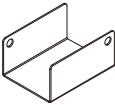
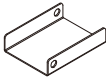


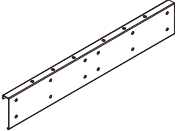

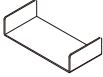
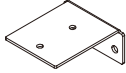
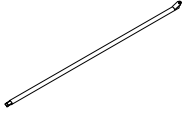
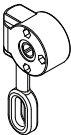


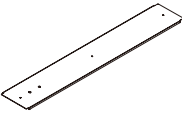


Toll Free Number: 1-888-666-3070



Mon-Fri: 9:00 AM - 5:00 PM PST

ASSEMBLY GUIDE

PARTS LIST

A1 Post 1 (4pieces) 	A2 Post 2 (2pieces) 	B Foot Base (6pieces) 	C1 Cross Beam 1 (2pieces) 	C2 Cross Beam 2 (2pieces) 	C3 Cross Beam 3 (2pieces) 
P0010006201	P0010006301	P0030000201	P0040012601	P0040012701	P0040012801
C4 Cross Beam 4 (2pieces) 	C5 Cross Beam 5 (2pieces) 	C6 Cross Beam 6 (2pieces) 	D1 Middle Cross Beam 1 (2pieces) 	D5 Middle Cross Beam 5 (2pieces) 	E1 Connector 1 (6pieces) 
P0040012901	P0040013001	P0040013101	P0040013401	P0040015801	P0060008901
E2 Connector 2 (6pieces) 	E3 Connector 3 (2pieces) 	E4 Connector 4 (4pieces) 	E5 Connector 5 (2pieces) 	E6 Connector 6 (2piece) 	E7 Connector 7 (2pieces) 
P0110004101	P0060009001	P0110004201	P0110004301	P0110004401	P0060009101
E8 Connector 8 (8pieces) 	E9 Connector 9 (2pieces) 	E10 Connector 10 (2pieces) 	E11 Connector 11 (8pieces) 	E12 Connector 12 (2pieces) 	E13 Connector 13 (2pieces) 
P0060009201	P0060009301	P0060009401	P0110004501	P0110004601	P0110004701
E14 Connector 14 (2pieces) 	E15 Connector 15 (1piece) 	E16 Connector 16 (2pieces) 	E17 Connector 17 (1piece) 	E18 Connector 18 (2pieces) 	F1 lever 1 (8pieces) 
P0060009501	P0060009601	P0060009701	P0110004801	P0050008401	P0170000101
G Manual Motor (4pieces) 	H Handle (1piece) 	J1 Gutter 1 (4pieces) 	J5 Gutter 5 (2pieces) 	K Louver (88pieces) 	L Gutter Guard (4pieces) 
P0170000201	P0180000101	P0120004501	P0120005201	P0160000101	P0120004701

ASSEMBLY INSTRUCTIONS

•Please carefully unpack each of the components and hardware. check the components against the parts list and make sure there are no missing parts. lay pieces on cardboard or a soft mat to help protect the pieces from scratches.

⚠ CAUTION

Watch for sharp edges when handling the pieces, wear gloves to avoid injury.

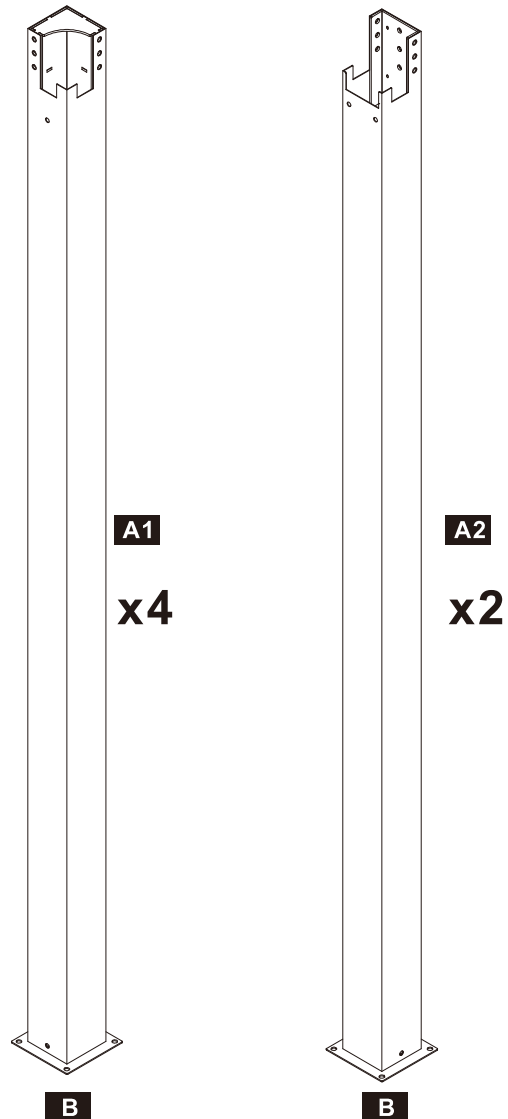
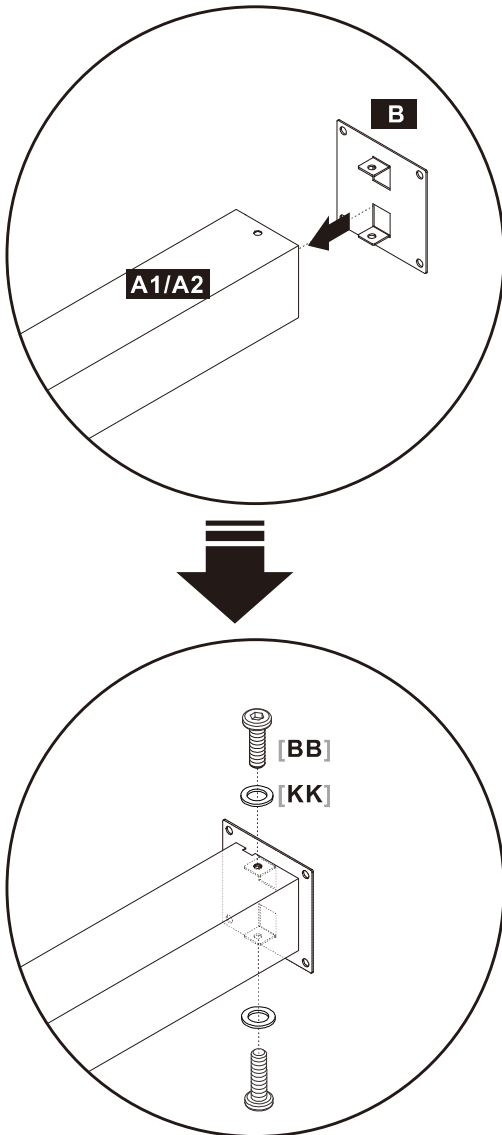
- For ease of assembly, it is recommended to have 3 or more people and allow enough time to completely finish the assembly. assembly can take 6-8 hours. a step-ladder is required for assembly (not included).
- Follow step by step instructions, and follow all safety warnings provided with your tools.
- DO NOT tighten screws until all the screws and washers are properly installed. Tighten screws securely, do not over tighten.
- Gazebo should not be used in inclement weather and high winds.

STEP 01#

Attach Foot Base **B** to post **A1/A2**, using two (2) **[BB]** bolts and two (2) **[KK]** flat washers. Repeat to make other five (5) posts.

[BB] x12

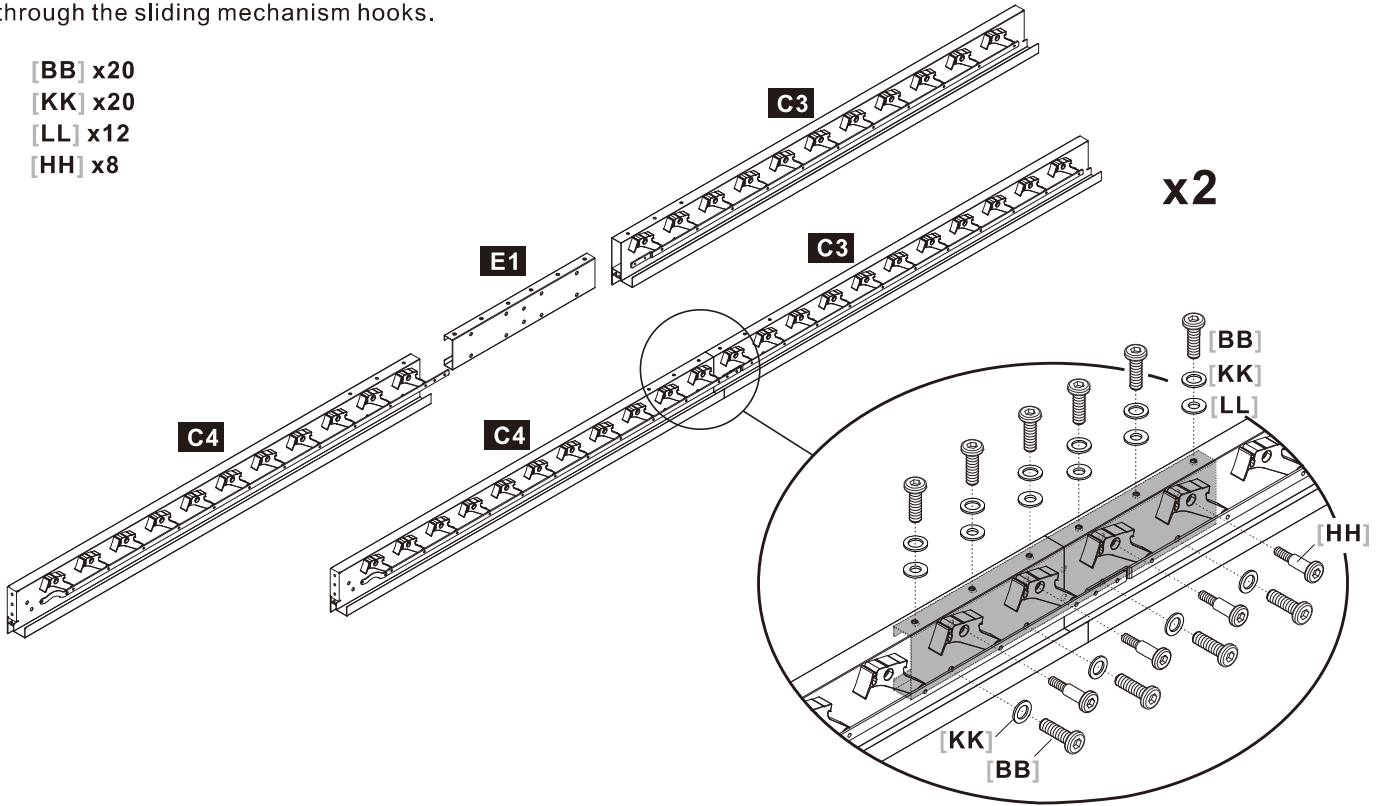
[KK] x12



STEP 02#

Use one (1) Connector **E1** to combine one (1) Cross Beam **C4** and one (1) Cross Beam **C3**. Use six (6) **[BB]** bolts, **[KK]** washers, and **[LL]** washers on top. Then, add four (4) **[BB]** bolts and **[KK]** washers to the side. Use four (4) **[HH]** bolts through the sliding mechanism hooks.

- [BB]** x20
- [KK]** x20
- [LL]** x12
- [HH]** x8



STEP 03#

Use one (1) Connector **E1** to combine one (1) Cross Beam **C2** and one (1) Cross Beam **C1**. Use six (6) **[BB]** bolts, **[KK]** washers, and **[LL]** washers on top. Then, add four (4) **[BB]** bolts and **[KK]** washers to the side. Use four (4) **[HH]** bolts through the sliding mechanism hooks.

- [BB]** x20
- [KK]** x20
- [LL]** x12
- [HH]** x8

