

# Assembly Instruction



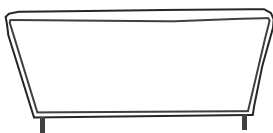
A\*8PCS



B\*2PCS



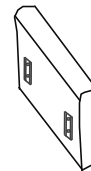
C\*8PCS



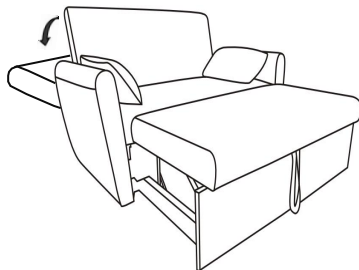
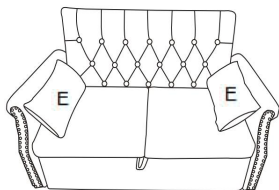
D\*1PCS



E\*2PCS

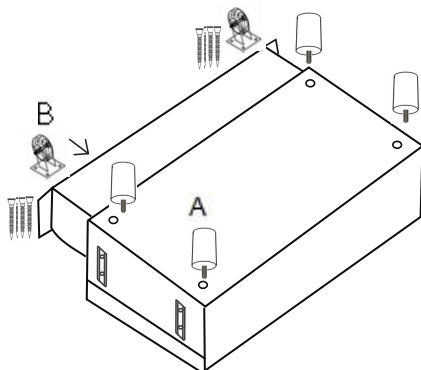


F\*2PCS

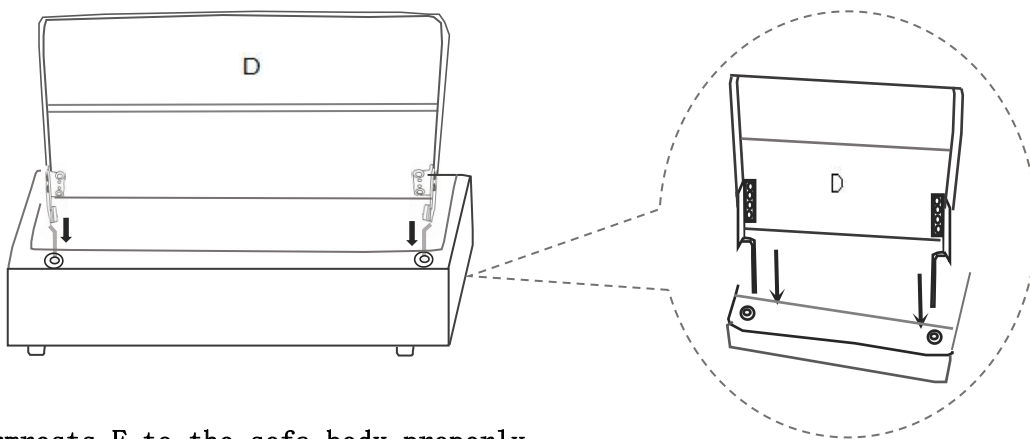


This page lists all the contents included in the box. Please take the time to identify the hardware as well as the individual components to this product. As you unpack and prepare for assembly, place the contents on a carpeted or padded area to protect them from damage.

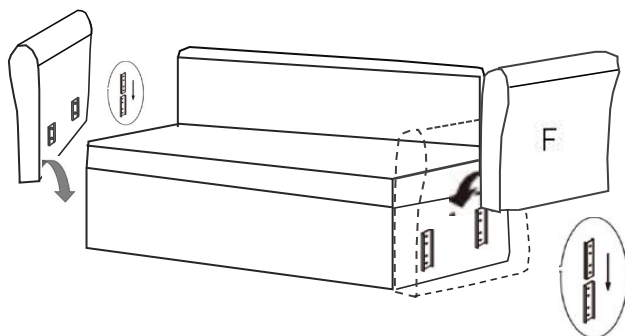
1. Assemble the legs A to sofa seat ,assemble wheels B to the trundle using screws C by screwdriver



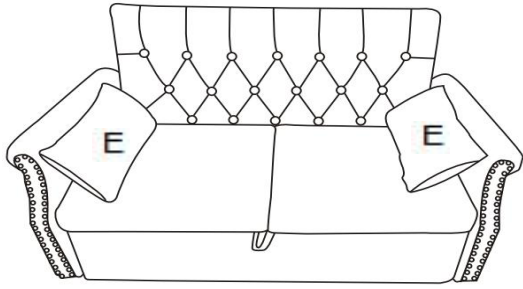
2. Assemble the backrest (d) to sofa body.



3. Hook armrests F to the sofa body properly.



4. Put the pillows E on the sofa .



5. Put out the legs from the back of backrest , and pull out trundle to flat with sofa seat as a bed.

