


# KARMELNA CAST GLASS RECTANGLE CONSOLE TABLE

DESIGN # SFV7929A

Assembly Instructions



**Need help?**

Feel free to contact us via email or call  
if you have any specific questions!

**contact us:**

cs@safavieh.com  
866-422-9070


**SAFAVIEH**  
C O U T U R E

**Thanks for bringing  
Safavieh Couture into  
your home**

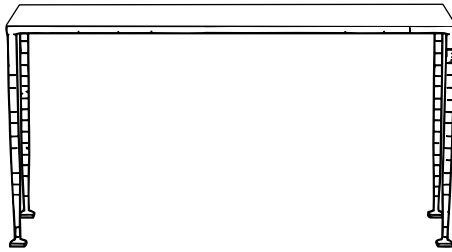
Every thing we make is incredibly simple to set up, including your new Console Table. You won't need any addition tools.

**Parts List**

A x 1  
Glass Top



B x 1  
Metal Base




**1**

Place the Metal Base (B) upright on a clean & soft surface.



**2**

Place the Glass Top (A) on the Metal Base (B).



**3**

Place the table in the place where you will use it. We'd love to see it – just tag us (we're @ safavieh) and use the hashtag #safavieh on instagram!

@safavieh

