


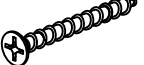

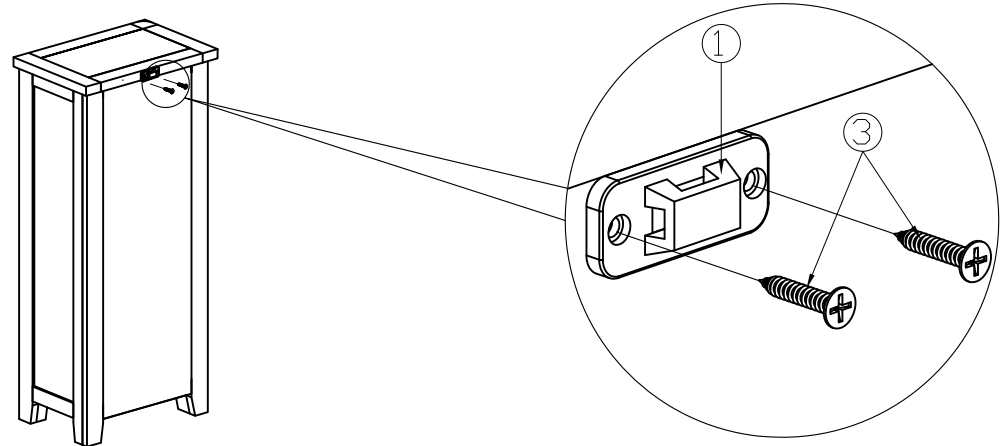


ASSEMBLY INSTRUCTION

NO	Name of Hardware	Q.ty
①	 Bracket	2PCS
②	 Nylon strip	1PC
③	 Screw M4 x 20	2PCS
④	 Screw M4 x 35	2PCS
⑤	 Wall plug Ø4 x L40	2PCS

Step 1



Step 2

