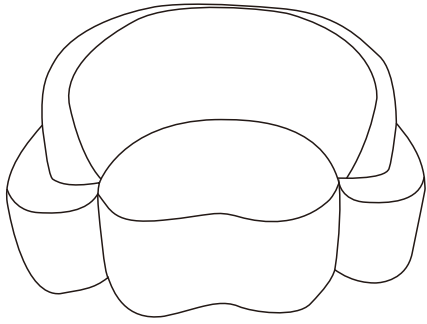
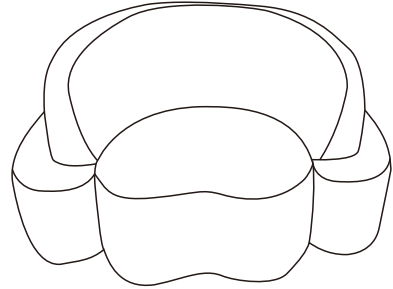


ASSEMBLY INSTRUCTION

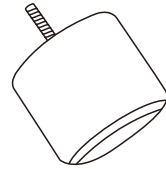


+ Parts Included

- ① Chair Base
1PC



- ② Leg
6PCS



+ Do Not Use Power Tools



+ Suggested Adults



NOTE:

- 1 Read instructions cover to cover.
- 2 Save all packaging until assembly is completed.

1 IMPORTANT SAFETY INFORMATION

Do not assemble the product if any of the following parts arrived damaged:

Part # - Chair Base

Part # - Leg

2 IMPORTANT ASSEMBLY INFORMATION

Assembly Step If loosening persists, please make sure to tighten all the bolts periodically, or use a thread locker adhesive.

