

3/4 Tier Storage Cart

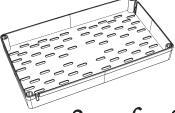
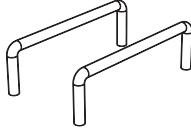



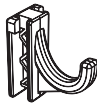
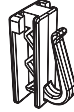
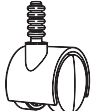
(10)

Thanks very much for purchasing our company's products. Please read this instruction carefully before assembly, and keep it as you may need it.

Read Before Installation:

1. Make sure all the accessories are ready before installation
2. Follow the steps to assemble correctly
3. Make sure all the small accessories kept away from children

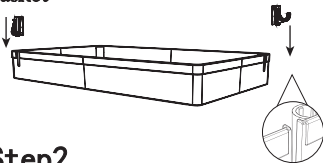
Accessories List ★ Check all the accessories first before installation

Mesh Basket  3pcs for 3tier 4pcs for 4tier	Handle  2pcs	Pipe  8pcs for 3 tier 12pcs for 4 tier	Cup  1pcs
Hook I  3pcs	Hook II  3pcs for 3 tier 4pcs for 4 tier	Hook III  3pcs for 3 tier 4pcs for 4 tier	Caster  4pcs

Installation Steps

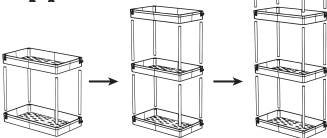
Step1

Assemble the hook II or III into basket



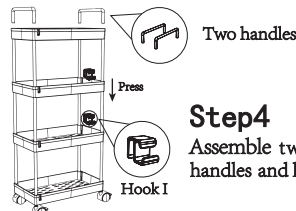
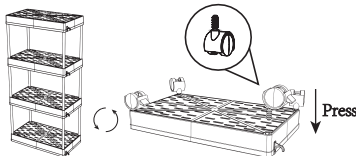
Step2

Assemble the mesh basket and pipes



Step3

Assemble casters into basket



Step4

Assemble two handles and hook I

Caution

Please install the pipes with this tool

