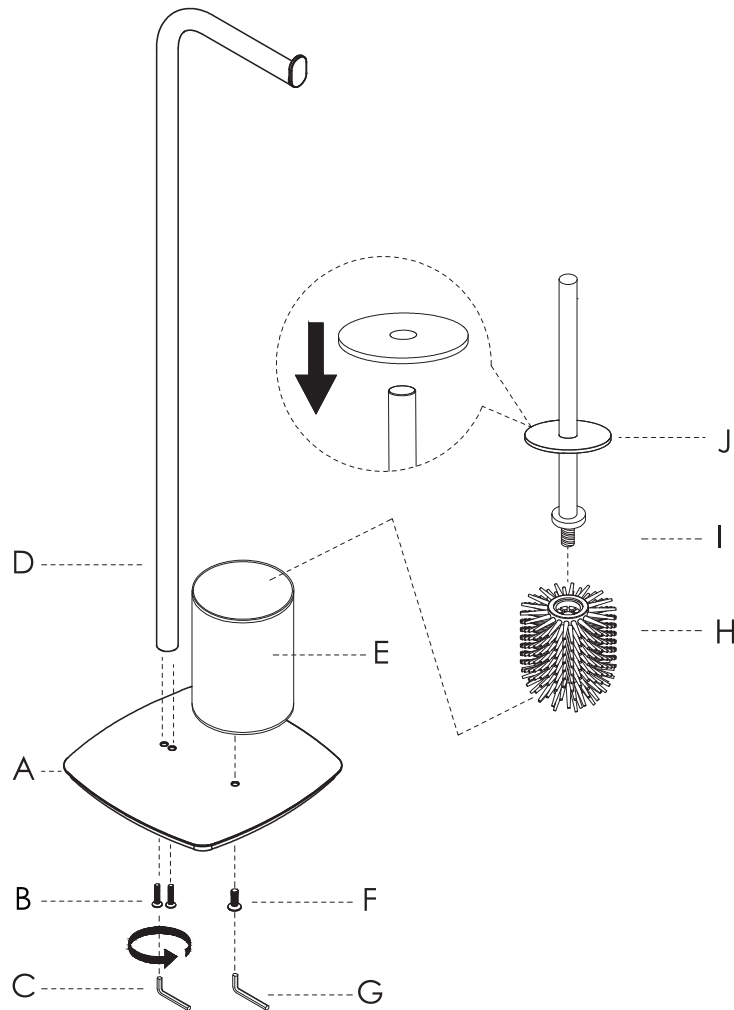
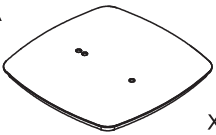


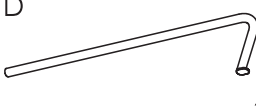
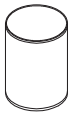



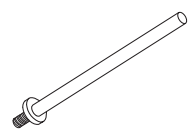
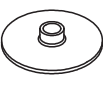


DE Montageanleitung  
 GB Assembly Instructions  
 FR Instructions de montage  
 ES Instrucciones de montaje  
 IT Istruzioni per il montaggio  
 NL Montage-instructie

PT Instruções de montagem  
 DK Montagevejledning  
 SE Monteringsanvisning  
 PL Instrukcja montażu  
 GR Οδηγία μοντάζ  
 CZ Návod k montáži

SI Navodilo za montažo  
 SK Návod na montáž  
 HU Szerelési útmutató  
 RU Инструкция по монтажу  
 TR Montaj kılavuzu



<p>A</p>  <p>x 1</p>	<p>B</p>  <p>M5 x 2</p>	<p>C</p>  <p>x 1</p>	<p>D</p>  <p>x 1</p>
<p>E</p>  <p>x 1</p>	<p>F</p>  <p>M6 x 1</p>	<p>G</p>  <p>x 1</p>	<p>H</p>  <p>x 1</p>
<p>I</p>  <p>x 1</p>	<p>J</p>  <p>x 1</p>		