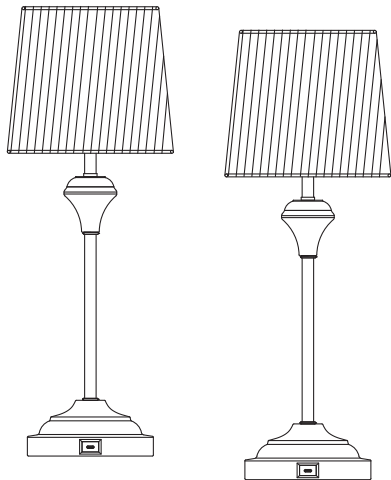
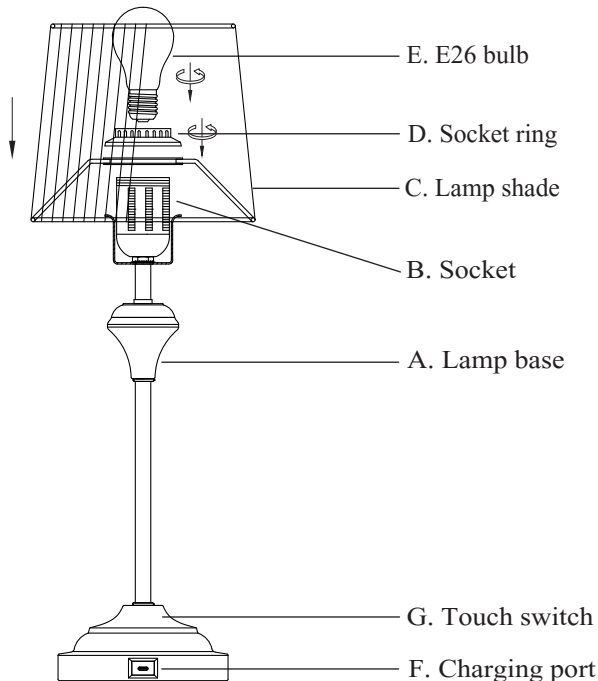


Instruction Manual

Rechargeable Table Lamp (2PK)



Overview



Assembly Instruction

1. Unscrew the Socket ring (D) from lamp holder
2. Put Lamp shade (C) onto lamp holder
3. Screw the Socket ring (D) back to fix the lamp shade
4. Install E26 bulb (E)

Product Specifications

Voltage	DC 5V
Material	Metal+Fabric
Power source	Battery(included)
Switch Type	Touch switch
Charging port	One Type-C port
Lamp socket	E26

Product Packaging

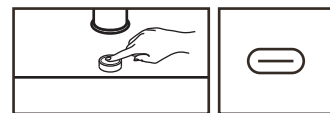
Lamp base × 2
Lamp shade × 2
E26 bulb × 2
Lamp manual × 1
USB Type-C charging cable × 2

LED Bulb

Type: G45
Base type: E26
Voltage: DC 3V
Wattage: 4W
Approx Lifespan: 25000+Hrs
Color temperature: 2700K

Operating instruction

1. Short press to turn on/off and for 3 brightnesses
2. Long press for stepless dimming
3. The charging light turns red when the lamp is charging, and turns green when the lamp is fully charged



IMPORTANT NOTICE

For indoor use, or for outdoor use but always in dry places only.

Warranty

This Warranty does not cover:

1. Failure or damage due to the improper use, repairing or remodeling.
2. Failure or damage because of failing.
3. Failure or damage caused by fire, earthquake, flood, lightning and other natural disasters.
4. Failure or damage when used other than its intended use.
5. Failure or damage caused by the third-party products /other light bulbs.