








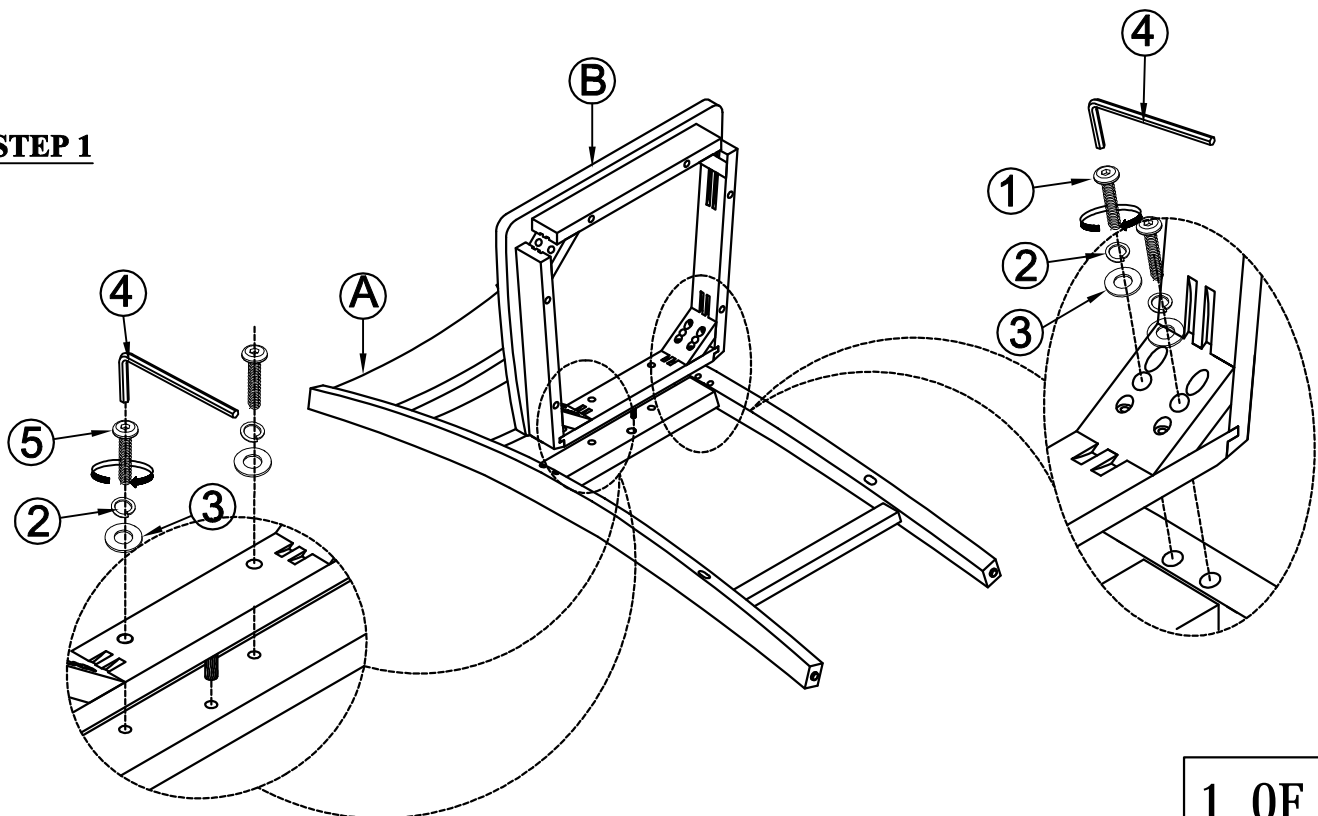
ASSEMBLY INSTRUCTIONS

**NOTE: THIS ITEM NOT RECOMMENDED FOR COMMERCIAL USE
KEEP THIS DOCUMENT FOR REFERENCE IN CASE PARTS ARE NEEDED
DO NOT TIGHTEN SCREWS UNTIL COMPLETELY ASSEMBLED! !**

No	PARTS LIST			Q'TY
A		CHAIR BACK	39"X16-1/2"X3-3/4"	1PC
B		SEAT FRAME	17"X16"X2-3/4"	1PC
C		LEFT LEG	23-1/4"X1-9/16"X1-9/16"	1PC
D		RIGHT LEG	23-1/4"X1-9/16"X1-9/16"	1PC
E		FRONT STRETCHER	13-3/4"X1-1/4"X3/4"	1PC
F		SIDE STRETCHER (RIGHT)	15-1/2"X1-1/4"X3/4"	1PC
G		SIDE STRETCHER (LEFT)	15-1/2"X1-1/4"X3/4"	1PC

No	HARDWARE LIST			Q'TY
1		LONG BOLT	Ø1/4" x 3-1/8"	4PCS
2		SPRING WASHER	Ø1/4" X 10D X 1.1mm	10PCS
3		FLAT WASHER	Ø1/4" X 19D X 2mm	10PCS
4		ALLEN KEY	2-1/4" X 4mm	1PC
5		SHORT BOLT	Ø1/4" x 1-1/2"	2PCS
6		MEDIUM BOLT	Ø1/4" x 2-3/16"	4PCS
7		WOOD SCREW	M4 x1-3/4"	6PCS

STEP 1



ASSEMBLY INSTRUCTIONS

**NOTE: THIS ITEM NOT RECOMMENDED FOR COMMERCIAL USE
KEEP THIS DOCUMENT FOR REFERENCE IN CASE PARTS ARE NEEDED
DO NOT TIGHTEN SCREWS UNTIL COMPLETELY ASSEMBLED! !**

STEP 2

