








# ASSEMBLY INSTRUCTIONS

Queen Headboard  
King Headboard

Thank you for purchasing this quality product. Be sure to check all packing material carefully for small parts, which may have come loose inside the carton during shipment. Identify and count all part and compare with the Hardware List below.

Part List	No.	Description			Qty
	A	Fretwork Headboard			1 Pc
	B	Left Headboard Leg			1 Pc
	C	Right Headboard Leg			1 Pc
	D	Stretcher			1 Pc

Hardware List	No.	Picture	Description	Dimension	Qty
	1		Bolt	M6 x 60 mm	8 Pcs
	2		Bolt	M6 x 40 mm	2 Pcs
	3		Thick Flat Washer	Ø18 x Ø6 x 2 mm	14 Pcs
	4		Lock Washer	Ø13 x Ø6 x 1 mm	14 Pcs
	5		Allen Wrench	M4	1 Pc
	6		Bolt	M6 x 70 mm	4 Pcs
	7		Sleeve Nut	M6	4 Pcs

## PART DETAIL

