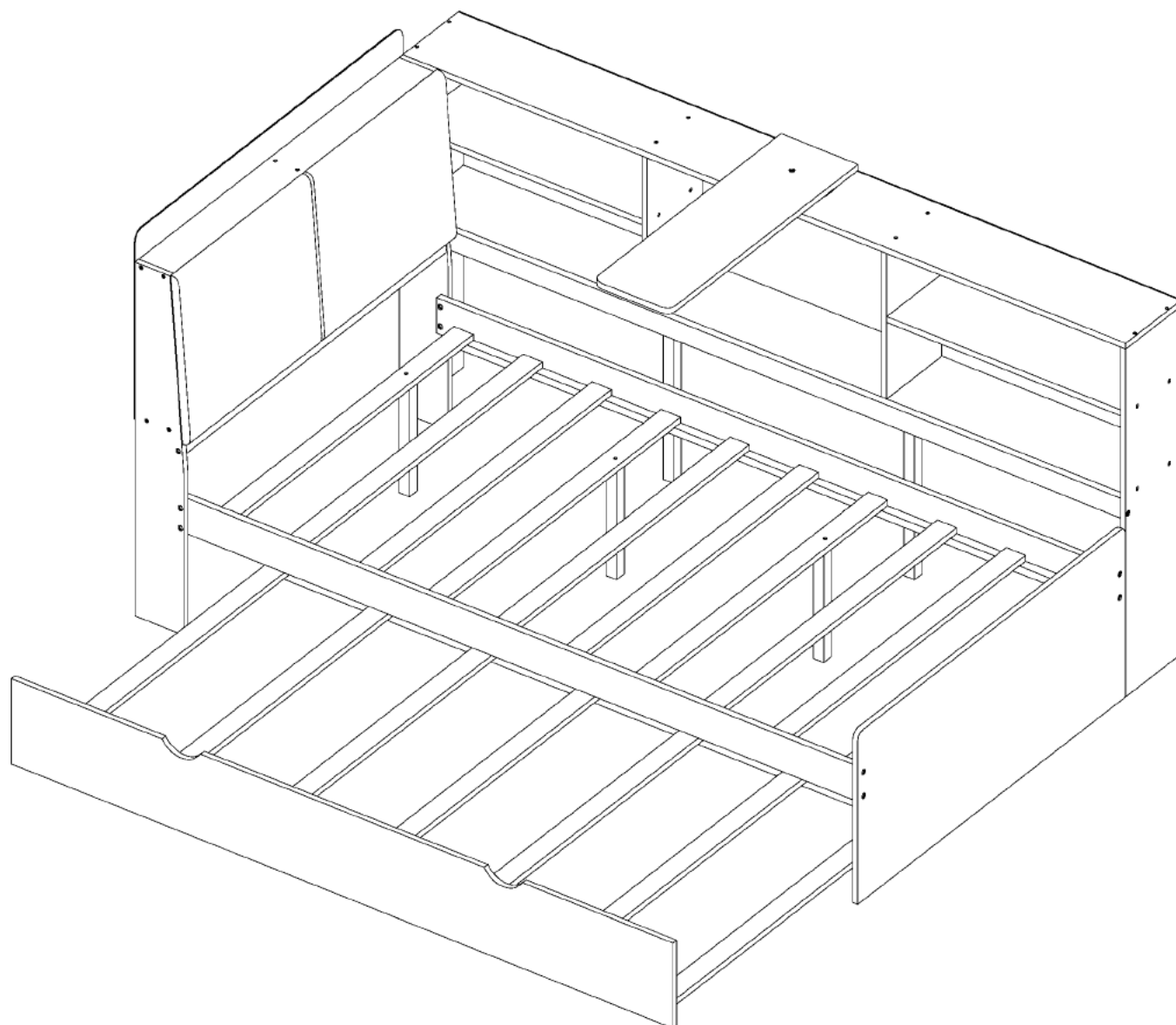
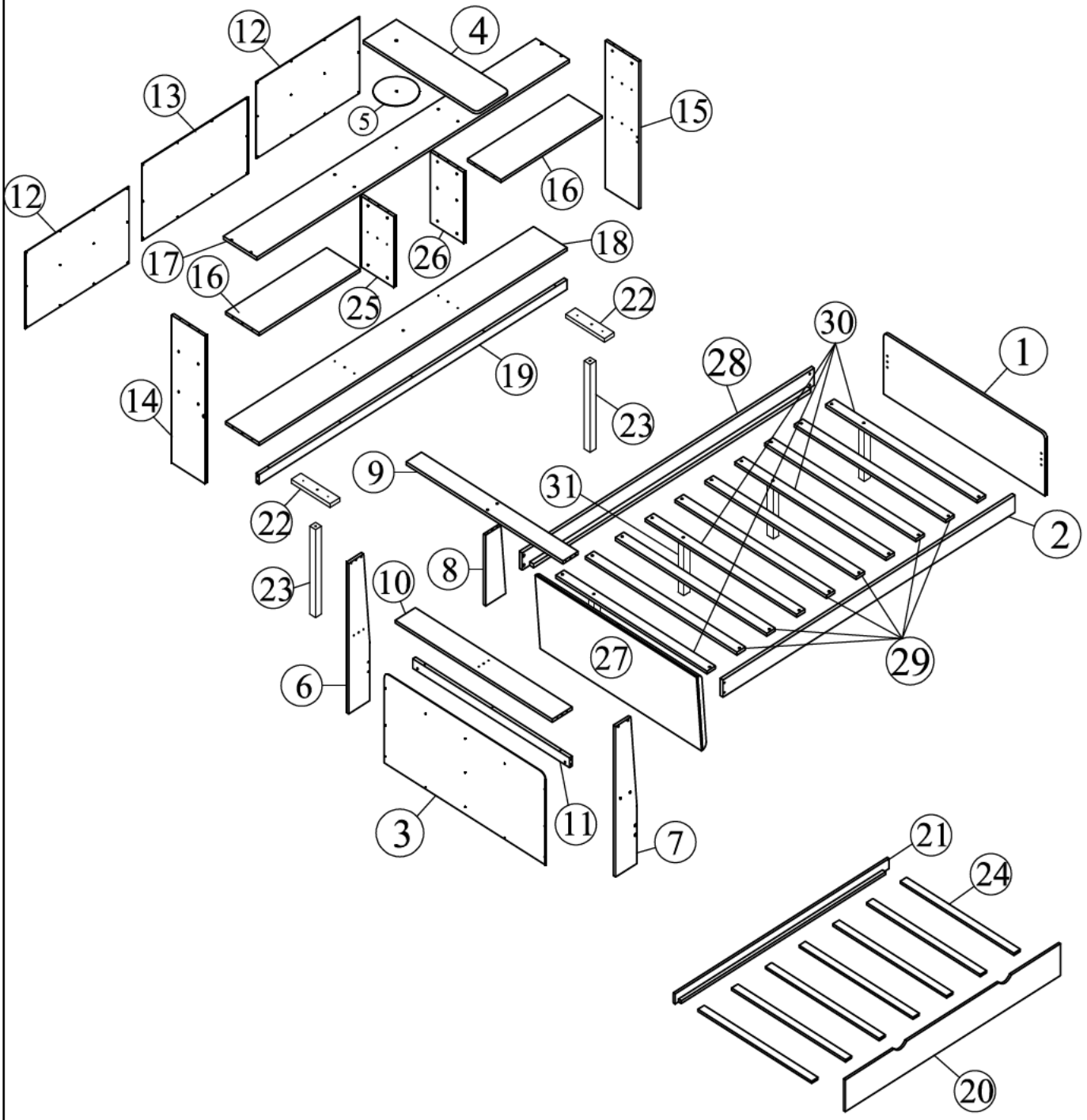


**ASSEMBLY INSTRUCTION**  
**INSTRUCTIONS DE MONTAGE**





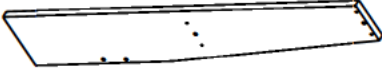


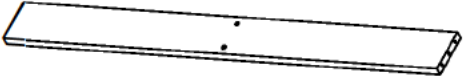
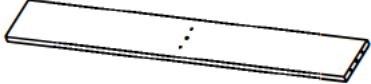



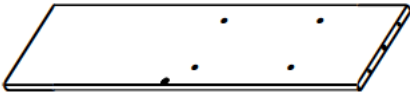


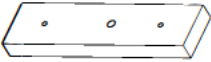


Detail:  
Détail::





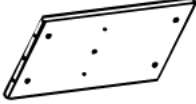



## Part List

## Liste des pièces

<p>① x1</p>  <p><b>Panel at Footboard</b> <b>Panneau au pied de lit</b></p>	<p>③ x1</p>  <p><b>Panel at Headboard</b> <b>Panel at Headboard</b></p>
<p>④ x1</p>  <p><b>Panel</b> <b>Panneau</b></p>	<p>⑤ x1</p>  <p><b>Cirde panel</b> <b>Panneau Cirde</b></p>
<p>⑥ x1</p>  <p><b>Left panel at side rail</b> <b>Panneau gauche sur le rail latéral</b></p>	<p>⑦ x1</p>  <p><b>Right panel at side rail</b> <b>Panneau droit sur le rail latéral</b></p>
<p>⑧ x1</p>  <p><b>Bulk head</b> <b>Tête en vrac</b></p>	<p>⑨ x1</p>  <p><b>Top wood bar at headboard</b> <b>Barre supérieure en bois à la tête de lit</b></p>
<p>⑩ x1</p>  <p><b>Center wood bar of side rail</b> <b>Barre de bois centrale du rail latéral</b></p>	<p>⑪ x1</p>  <p><b>Bottom panel at side rail</b> <b>Panneau inférieur au rail latéral</b></p>
<p>⑫ x2</p>  <p><b>Back panel of side rail</b> <b>Panneau arrière du rail latéral</b></p>	<p>⑬ x1</p>  <p><b>Back panel of side rail</b> <b>Panneau arrière du rail latéral</b></p>
<p>⑭ x1</p>  <p><b>Left panel</b> <b>Panneau gauche</b></p>	<p>⑮ x1</p>  <p><b>Right panel</b> <b>Panneau droit</b></p>
<p>⑯ x2</p>  <p><b>Shelf</b> <b>Étagère</b></p>	<p>⑰ x2</p>  <p><b>Wooden support additional legs</b> <b>Pieds supplémentaires de support en bois</b></p>

## Part List

## Liste des pièces

<p>②③ x2</p>  <p><b>Support Leg</b> <b>Jambe de soutien</b></p>	<p>②④ x7</p>  <p><b>Slats</b> <b>Lattes</b></p>
<p>②⑤ x1</p>  <p><b>Left Center panel</b> <b>Panneau central gauche</b></p>	<p>②⑥ x1</p>  <p><b>Right center panel</b> <b>Panneau central droit</b></p>
<p>②⑦ x1</p>  <p><b>Panel at headboard</b> <b>Panneau à la tête de lit</b></p>	<p>③① x4</p>  <p><b>Support Leg</b> <b>Jambe de soutien</b></p>

## Part List

## Liste des pièces

② x1



**Front side rail**  
**Rail latéral avant**

①7 x1



**Top shelf of side rail**  
**Tablette supérieure du rail latéral**

①8 x1



**Bottom shelf of side rail**  
**Tablette inférieure du rail latéral**

①9 x1



**Wood bar at side rail**  
**Barre en bois sur le rail latéral**

②0 x1



**Front trundle**  
**Lit gigogne avant**

②1 x1




**Back trundle**  
**Lit gigogne arrière**

②8 x1



**Back side rail**  
**Rail latéral arrière**

②9 x6



**Slats**  
**Lattes**

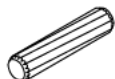

















③0 x4



**Slats**  
**Lattes**

## Hardware List

## Liste du matériel


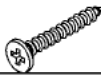
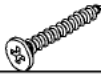


No/Non	OUTLOO/PERSPECTIVES	DESC/DESC	QTY/Qt é
(A)		Dowel Ø8*30mm Cheville Ø8*30mm	24pcs 24 pièces
(B)		Bolts M6*60mm Boulons M6*60mm	8pcs 8pièces
(C)		Bolts M6*20mm Boulons M6*20mm	5pcs 5pièces
(D)		Bolts M6*15mm Boulons M6*15mm	5pcs 5pièces
(E)		Cross dowel M6*13mm Cheville croisée M6*13mm	8pcs 8pièces
(F)		Cross dowel Ø10*10mm Cheville croisée Ø10*10mm	36pcs 36pièces
(G)		Flat head screw #8*60mm Vis à tête plate #8*60mm	36pcs 36pièces
(H)		Flat head screw #8*50mm Vis à tête plate #8*50mm	8pcs 8pièces
(I)		Flat head screw #8*30mm Vis à tête plate #8*30mm	58pcs 58pièces
(J)		Flat head screw #7*12mm Vis à tête plate #7*12mm	38pcs 38pièces
(K)		Metal Rectangle Rectangle en métal	1pc 1pièce
(L)		Pas L Pas L	6pcs 6pièces
(M)		Flap fitting ( Left ) Ferrure d' abattant ( Gauche )	1pc 1pièce
(N)		Flap fitting ( Right ) Ferrure de volet ( Droite )	1pc 1pièce
(O)		Door Hinge Charnière de porte	3pcs 3pièces
(P)		Wheels roues	4pcs 4pièces
(Q)		Allen key 60*22*4mm Clé Allen 60*22*4mm	1pc 1pièce
(X)		Round head screw #8*15mm Vis à tête ronde #8*15mm	47pcs 47pièces

ASSEMBLY TOOLS REQUIRED (NOT INCLUDED)/OUTILS D'ASSEMBLAGE REQUIS (NON INCLUS)



## Hardware List

## Liste du matériel

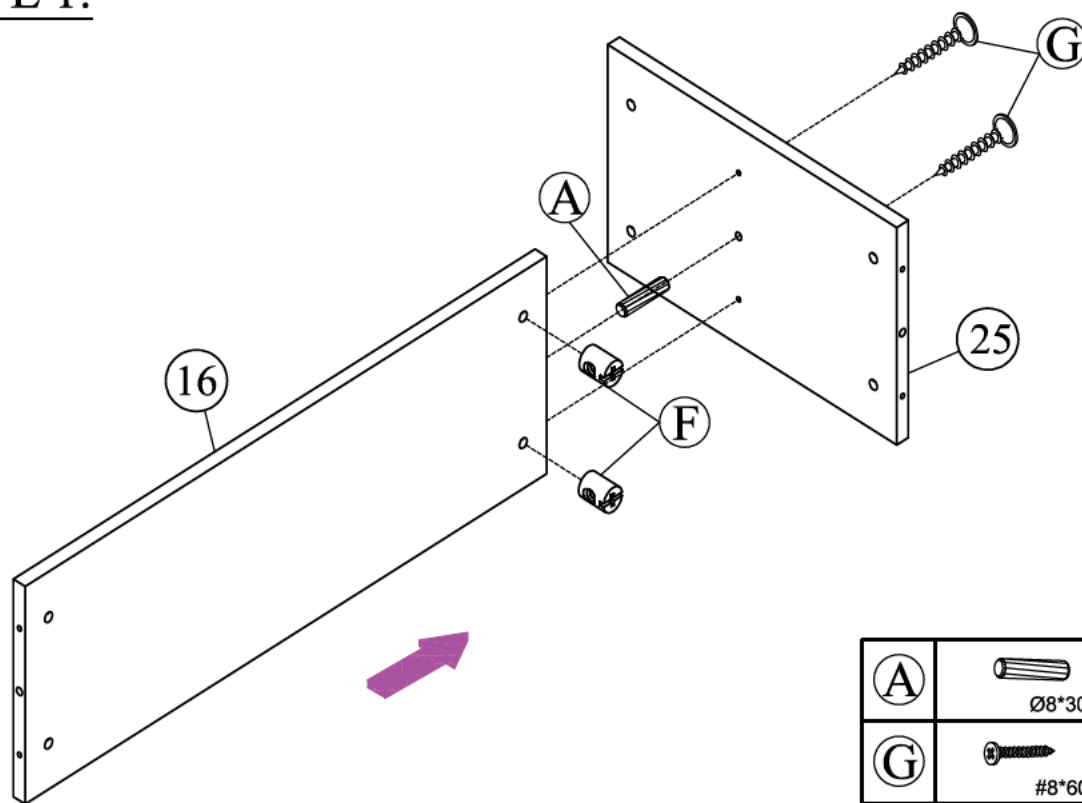
No/Non	OUTLOO/PERSPECTIVES	DESC/DESC	QTY/Qt é
(Y)		Inhaler magnet Aimant pour inhalateur	2pcs 2 pièces
(T)		Flat head screw #7*15mm Vis à tête plate #7*15mm	4pcs 4pièces
(W)		Flat head screw #6*15mm Vis à tête plate #6*15mm	12pcs 12pièces
(Z)		Bolts M6*30mm Boulons M6*30mm	6pcs 6pièces
(A1)		Wood bar Barre en bois	2pcs 2pièces




**ASSEMBLY TOOLS REQUIRED (NOT INCLUDED)/OUTILS D'ASSEMBLAGE REQUIS (NON INCLUS)**



STEP 1:

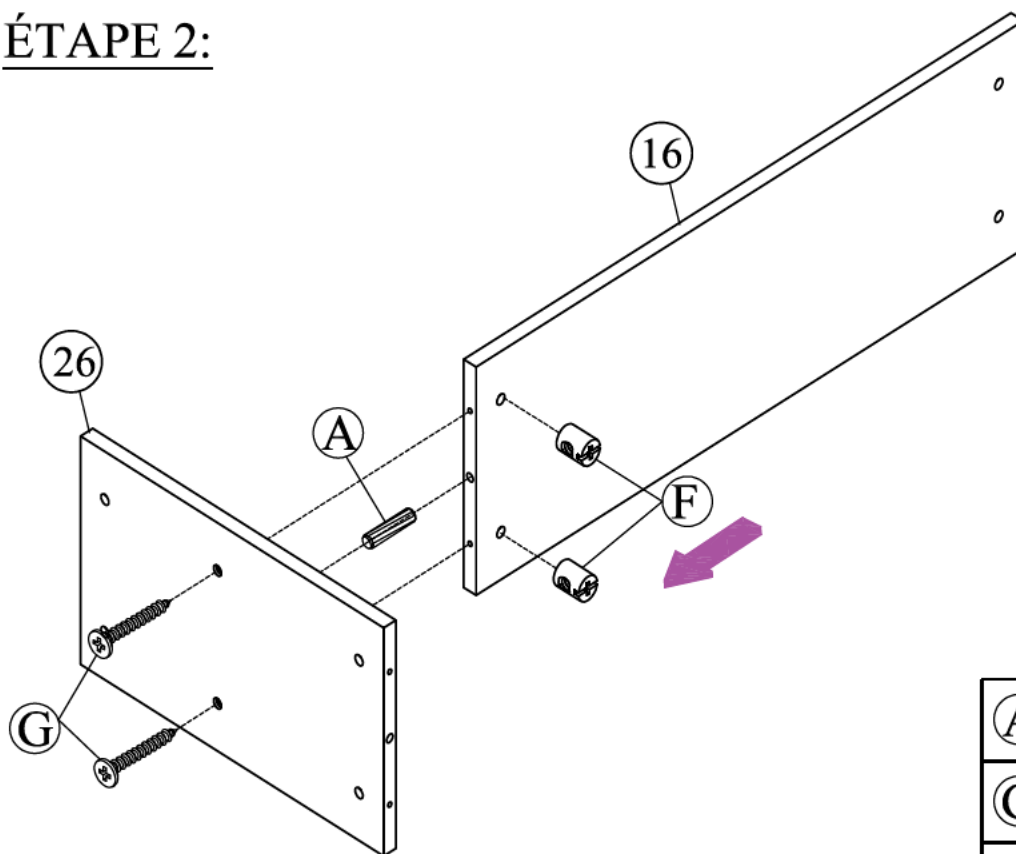
ÉTAPE 1:






(A)	 Ø8*30mm	1pc 1pièce
(G)	 #8*60mm	2pcs 2pièces
(F)	 Ø10*10mm	2pcs 2pièces

STEP 2:

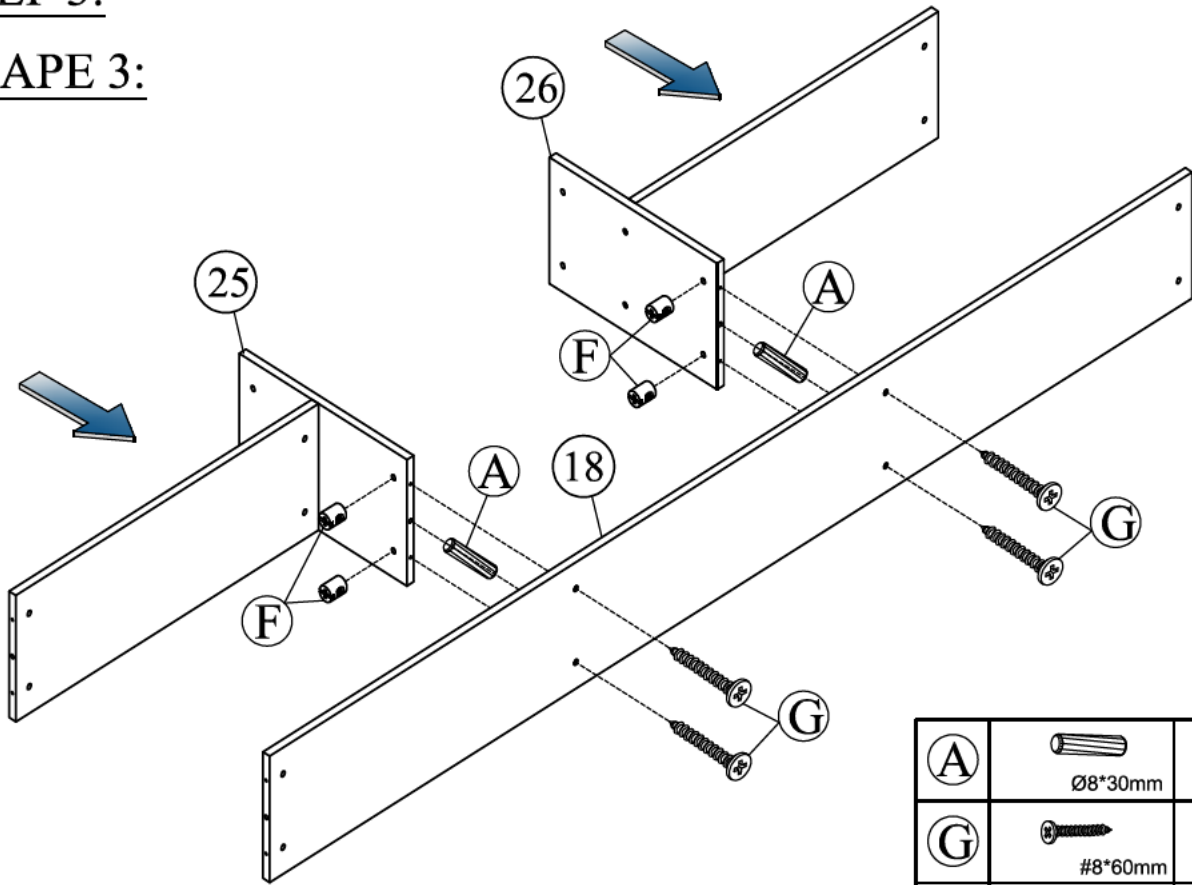
ÉTAPE 2:






(A)	 Ø8*30mm	1pc 1pièce
(G)	 #8*60mm	2pcs 2pièces
(F)	 Ø10*10mm	2pcs 2pièces

**STEP 3:**

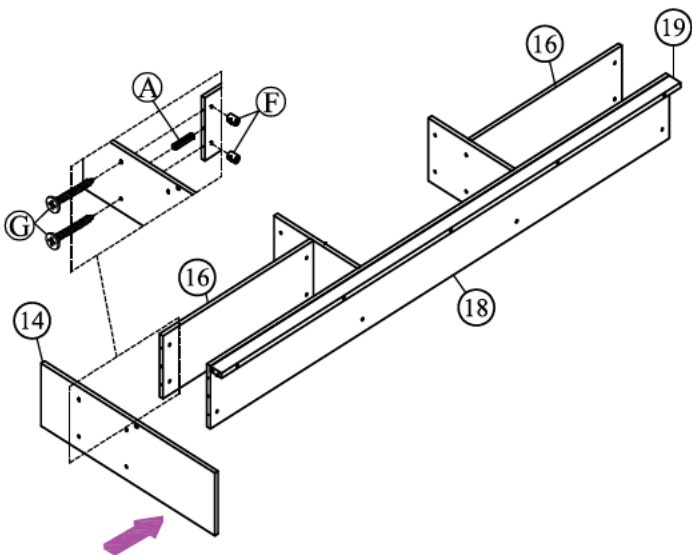
**ÉTAPE 3:**






(A)	 Ø8*30mm	2pcs 2pièces
(G)	 #8*60mm	4pcs 4pièces
(F)	 Ø10*10mm	4pcs 4pièces

**STEP 4.1:**

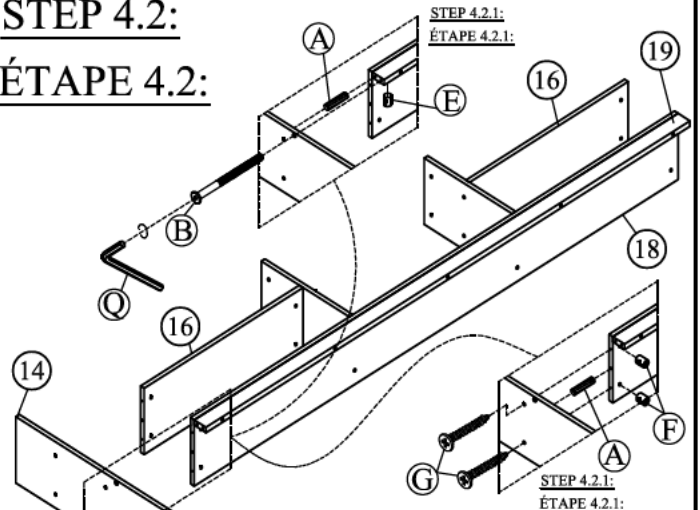
**ÉTAPE 4.1:**









(A)	 Ø8*30mm	1pc 1pièces
(G)	 #8*60mm	2pcs 2pièces
(F)	 Ø10*10mm	2pcs 2pièces

**STEP 4.2:**

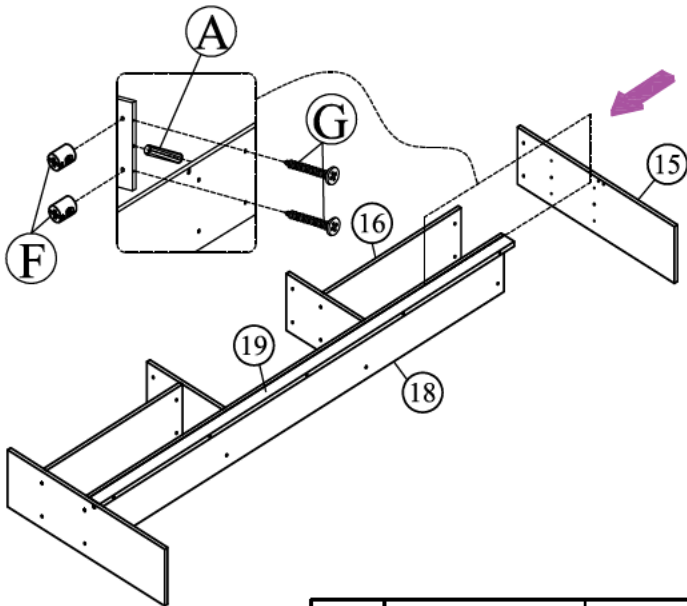
**ÉTAPE 4.2:**






(G)	 #8*60mm	2pcs 2pièces
(F)	 Ø10*10mm	2pcs 2pièces
(A)	 Ø8*30mm	2pcs 2pièces
(E)	 M6*13mm	1pc 1pièce
(B)	 M6*60mm	1pc 1pièce
(Q)		1pc 1pièce

**STEP 5.1:**



**ÉTAPE 5.1:**

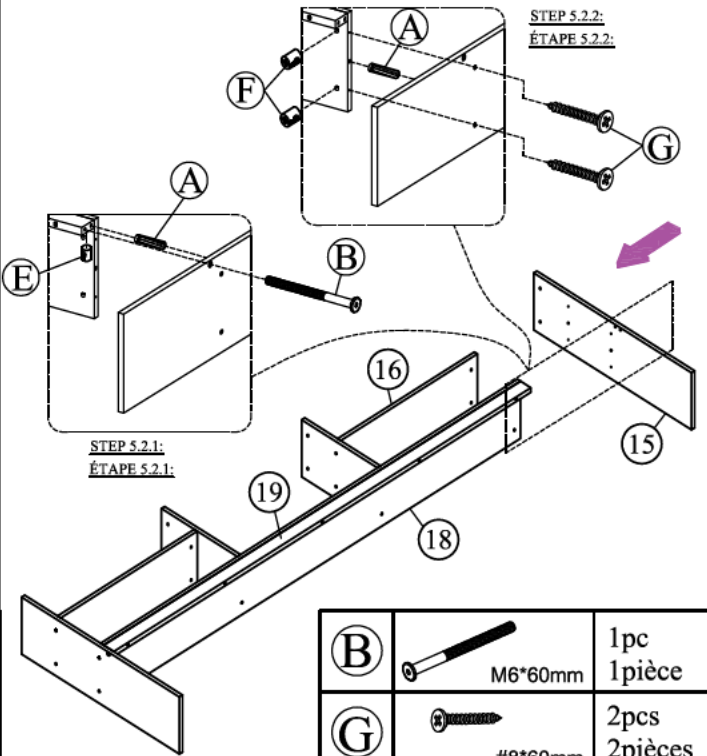





(A)	 Ø8*30mm	1pc 1pièce
(G)	 #8*60mm	2pcs 2pièces
(F)	 Ø10*10mm	2pcs 2pièces

**STEP 5.2:**

**ÉTAPE 5.2:**

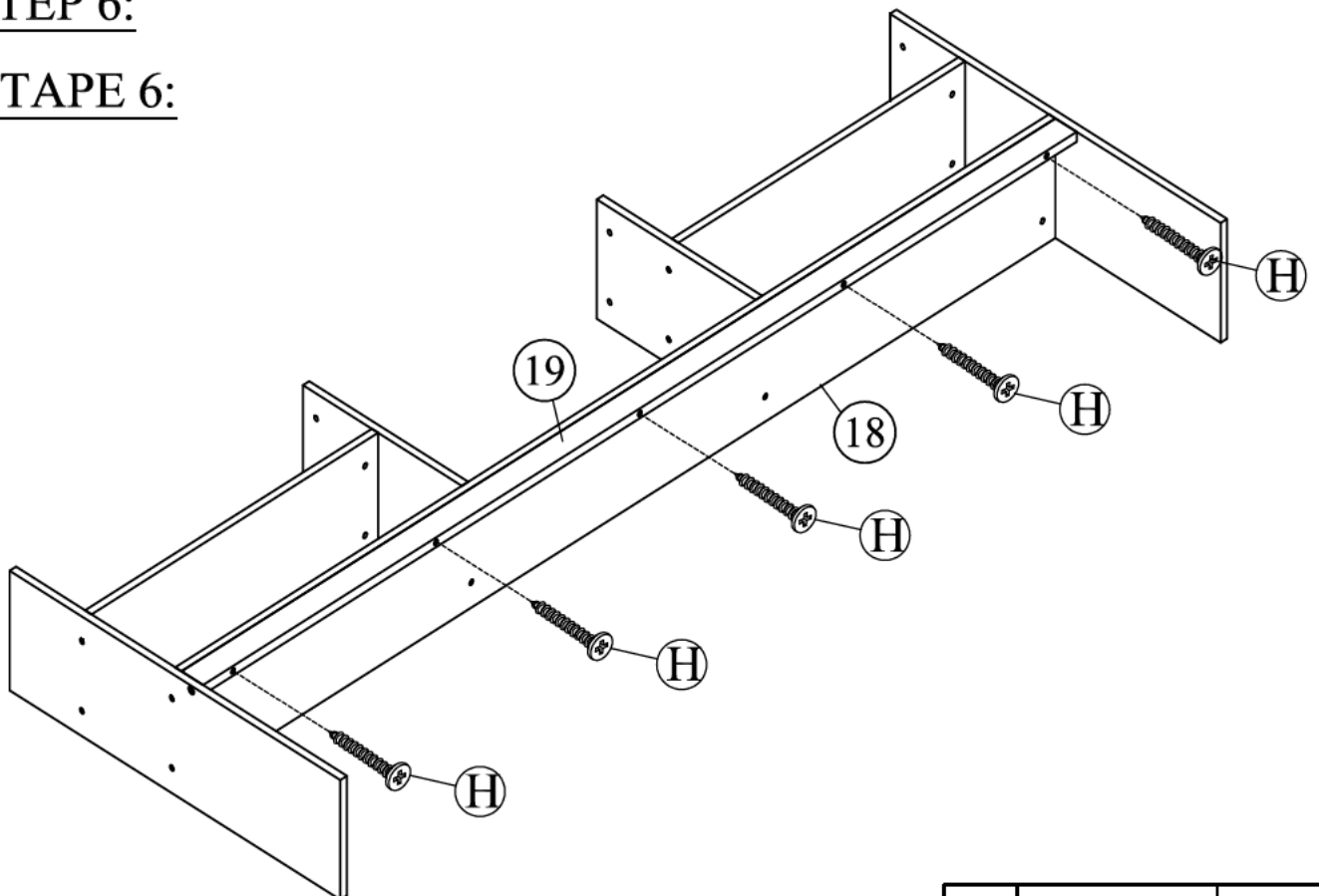
(E)	 M6*13mm	1pc 1pièce
(A)	 Ø8*30mm	2pcs 2pièces




(B)	 M6*60mm	1pc 1pièce
(G)	 #8*60mm	2pcs 2pièces
(F)	 Ø10*10mm	2pcs 2pièces

**STEP 6:**

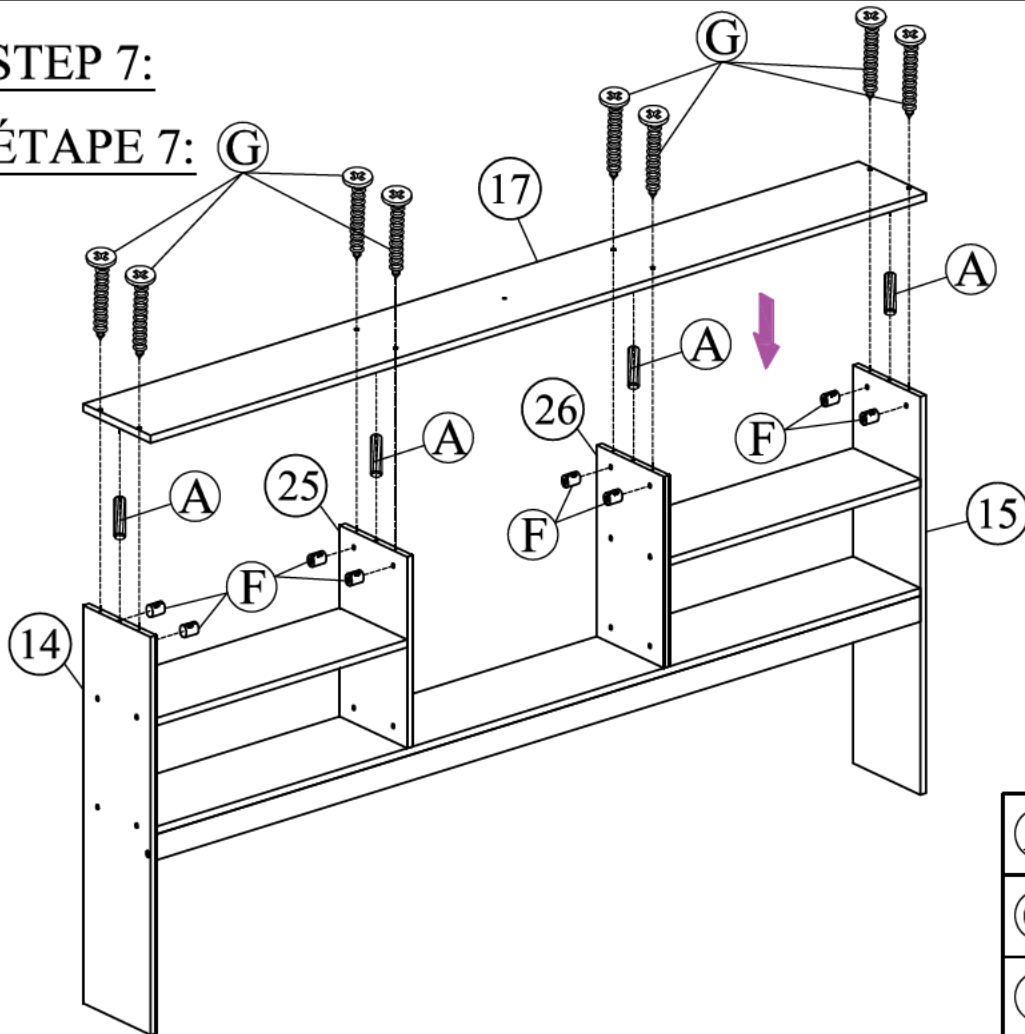
**ÉTAPE 6:**






(H)	 #8*50mm	5pcs 5pièces
-----	--	-----------------

### STEP 7:

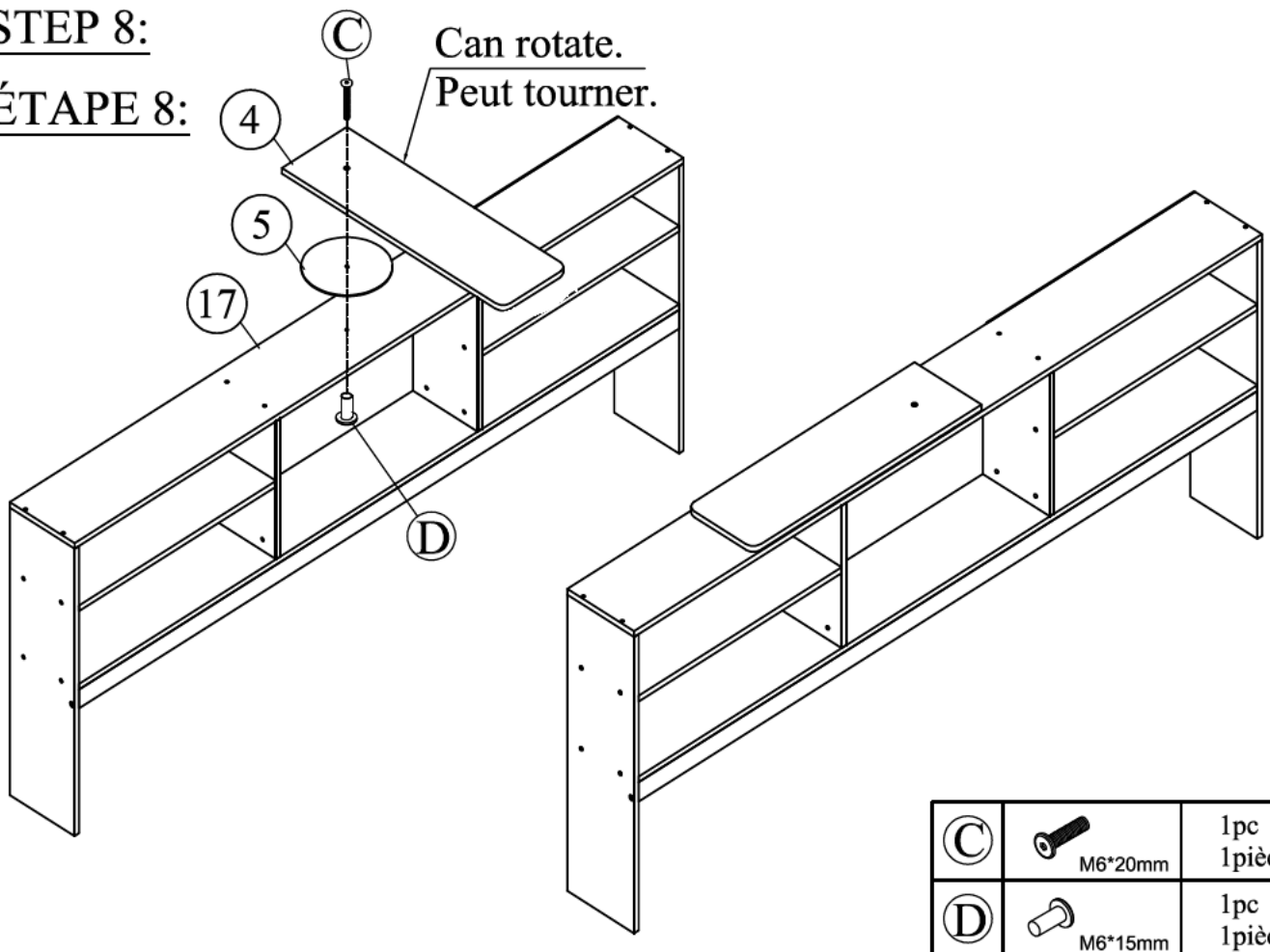
### ÉTAPE 7:





(A)	 Ø8*30mm	4pcs 4pièces
(G)	 #8*60mm	8pcs 8pièces
(F)	 Ø10*10mm	8pcs 8pièces

### STEP 8:

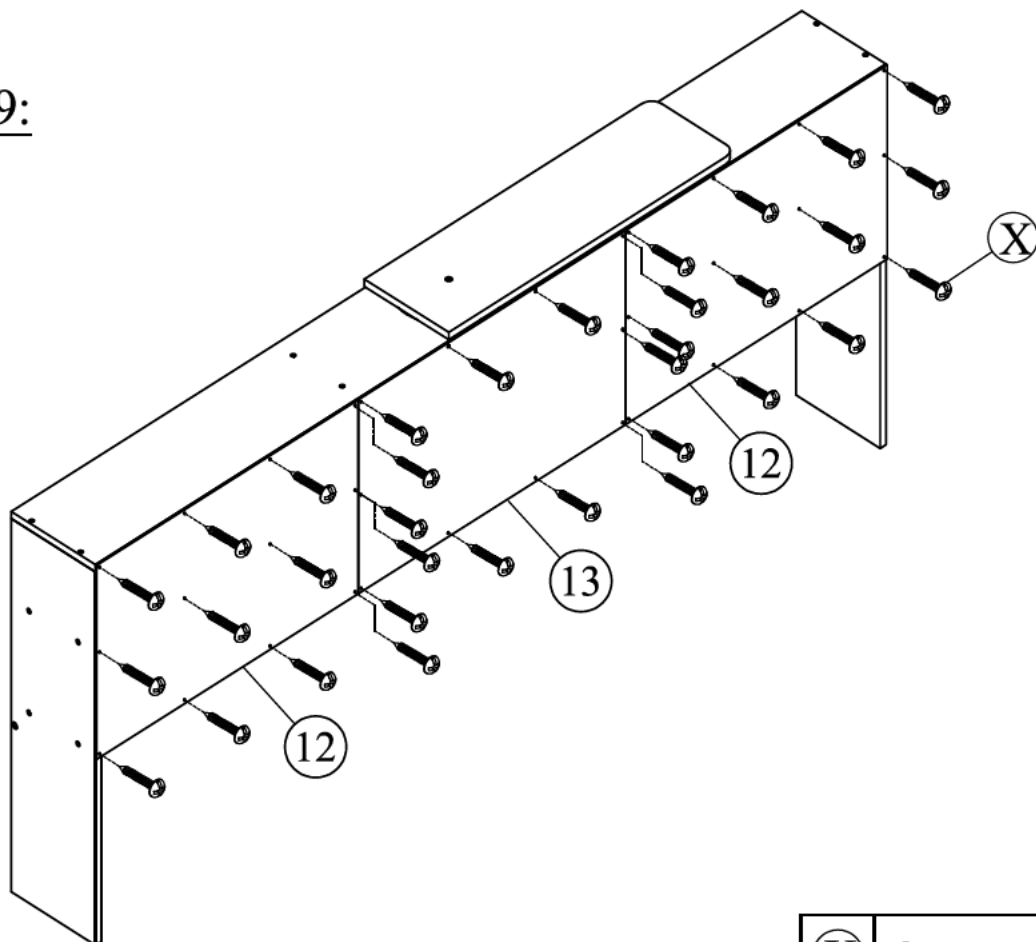
### ÉTAPE 8:




(C)	 M6*20mm	1pc 1pièce
(D)	 M6*15mm	1pc 1pièce

**STEP 9:**

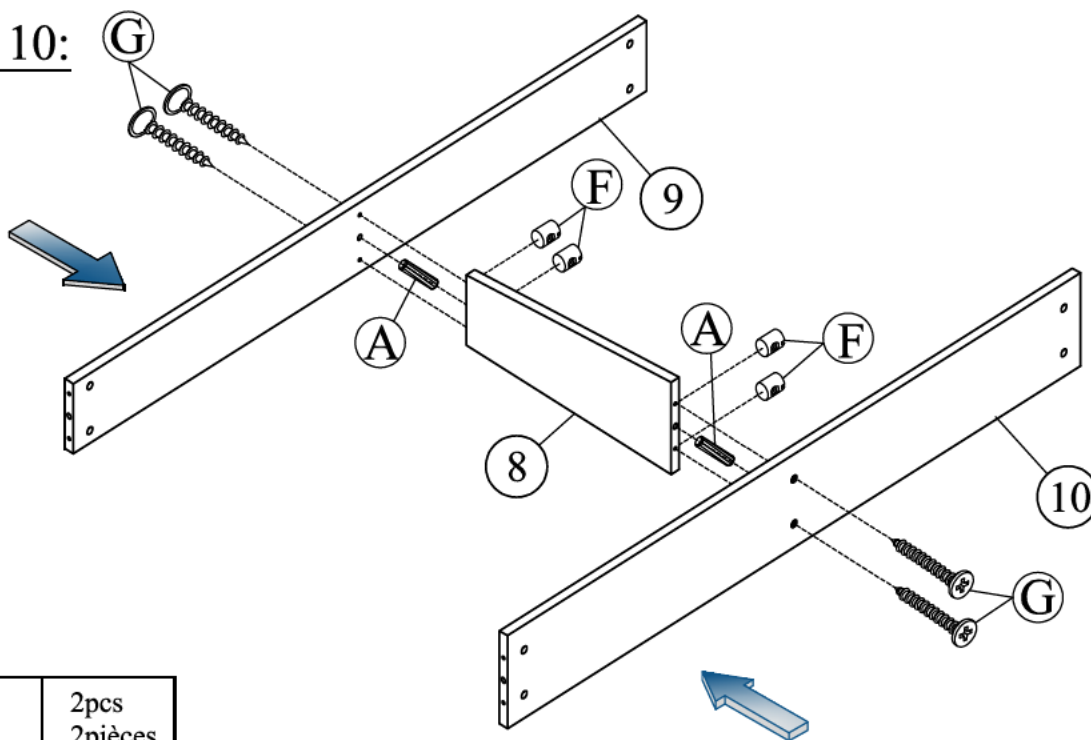
**ÉTAPE 9:**






(X)		34pcs 34pièces
	#8*15mm	

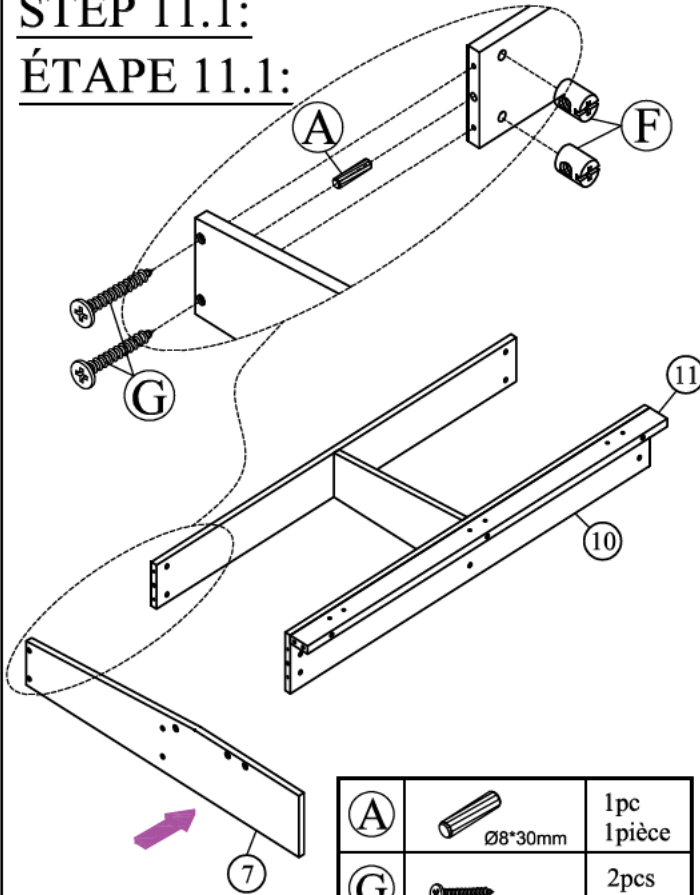
**STEP 10:**




**ÉTAPE 10:**



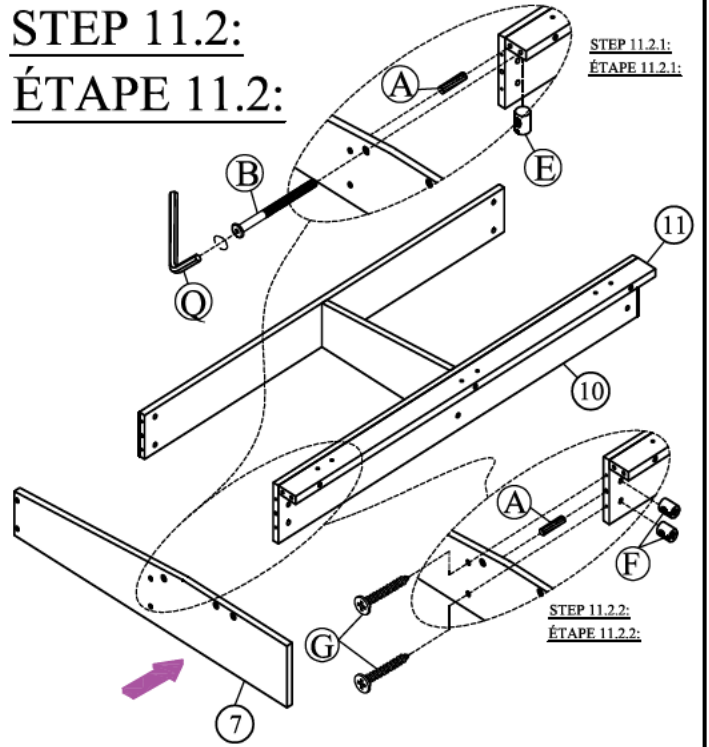
(A)		2pcs 2pièces
	Ø8*30mm	
(G)		4pcs 4pièces
	#8*60mm	
(F)		4pcs 4pièces
	Ø10*10mm	

**STEP 11.1:**  
**ÉTAPE 11.1:**









(A)	 Ø8*30mm	1pc 1pièce
(G)	 #8*60mm	2pcs 2pièces
(F)	 Ø10*10mm	2pcs 2pièces

**STEP 11.2:**  
**ÉTAPE 11.2:**

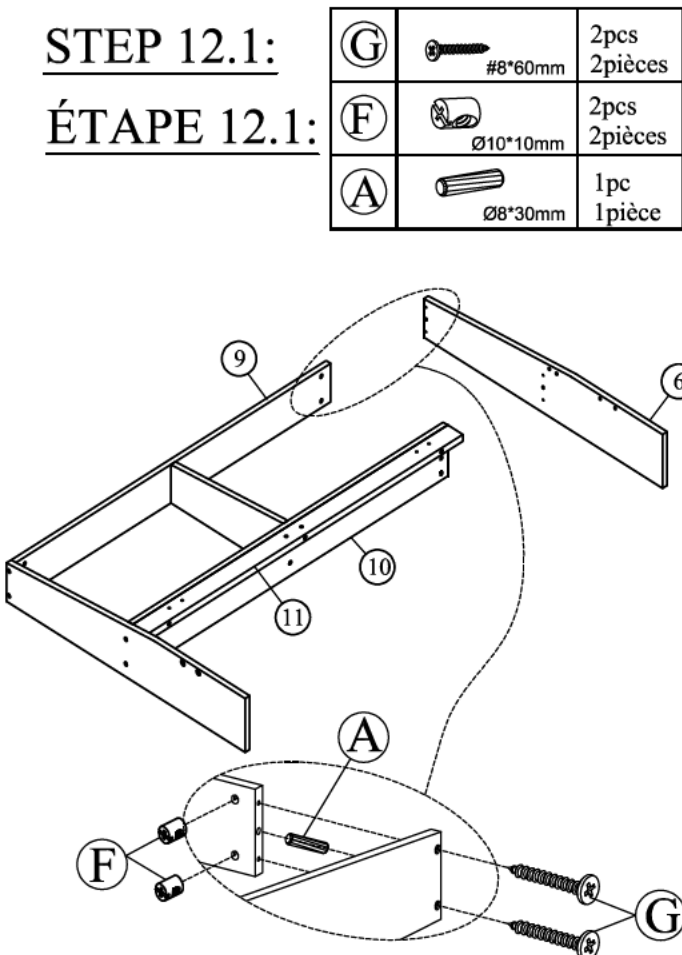


STEP 11.2.1:  
ÉTAPE 11.2.1:

STEP 11.2.2:  
ÉTAPE 11.2.2:

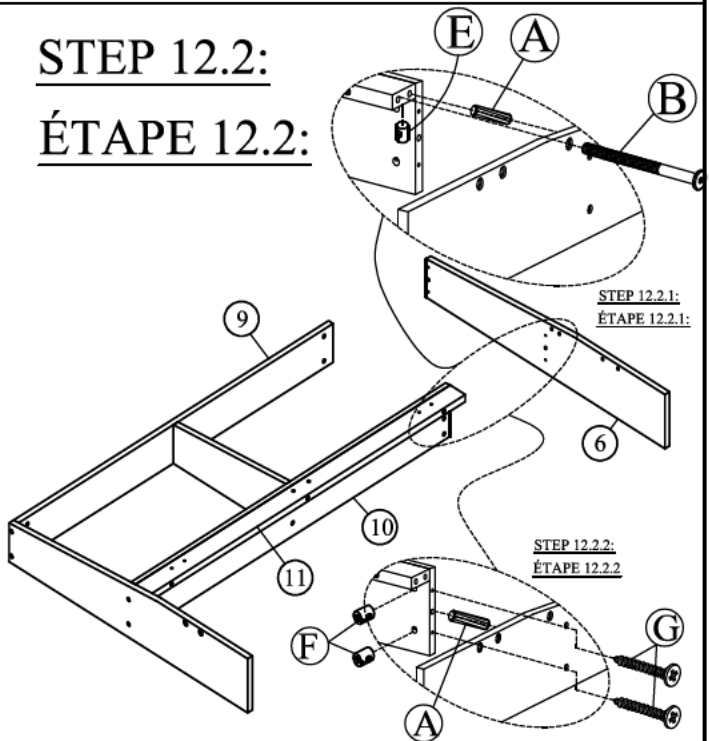
(Q)	 1pc 1pièce	(A)	 Ø8*30mm	2pcs 2pièces
(E)	 M6*13mm	(G)	 #8*60mm	2pcs 2pièces
(B)	 M6*60mm	(F)	 Ø10*10mm	2pcs 2pièces

**STEP 12.1:**  
**ÉTAPE 12.1:**








(G)	 #8*60mm	2pcs 2pièces
(F)	 Ø10*10mm	2pcs 2pièces
(A)	 Ø8*30mm	1pc 1pièce

**STEP 12.2:**  
**ÉTAPE 12.2:**



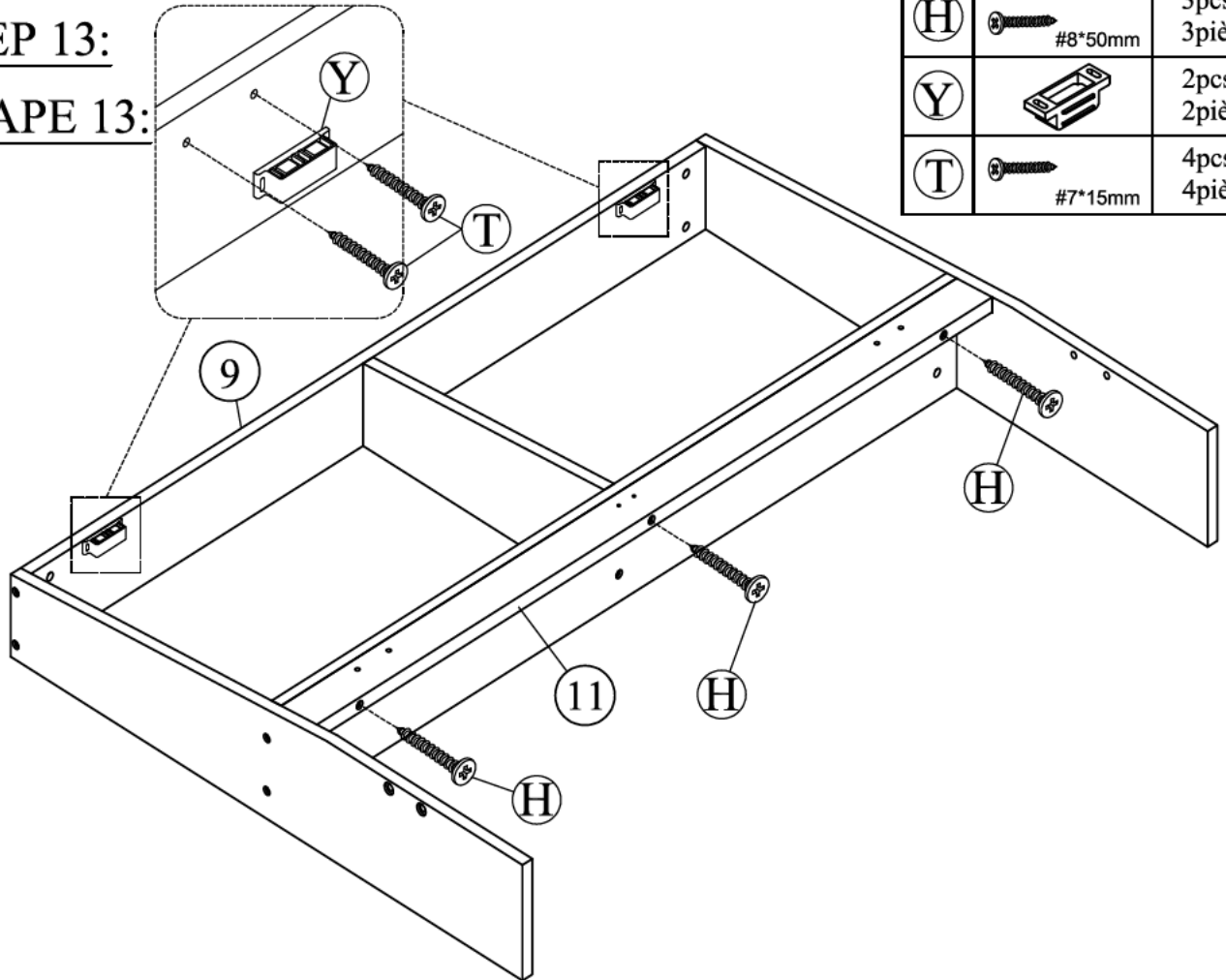
STEP 12.2.1:  
ÉTAPE 12.2.1:




STEP 12.2.2:  
ÉTAPE 12.2.2:

(E)	 M6*13mm	1pc 1pièce
(B)	 M6*60mm	1pc 1pièce
(G)	 #8*60mm	2pcs 2pièces
(A)	 Ø8*30mm	2pcs 2pièces
(F)	 Ø10*10mm	2pcs 2pièces

**STEP 13:**

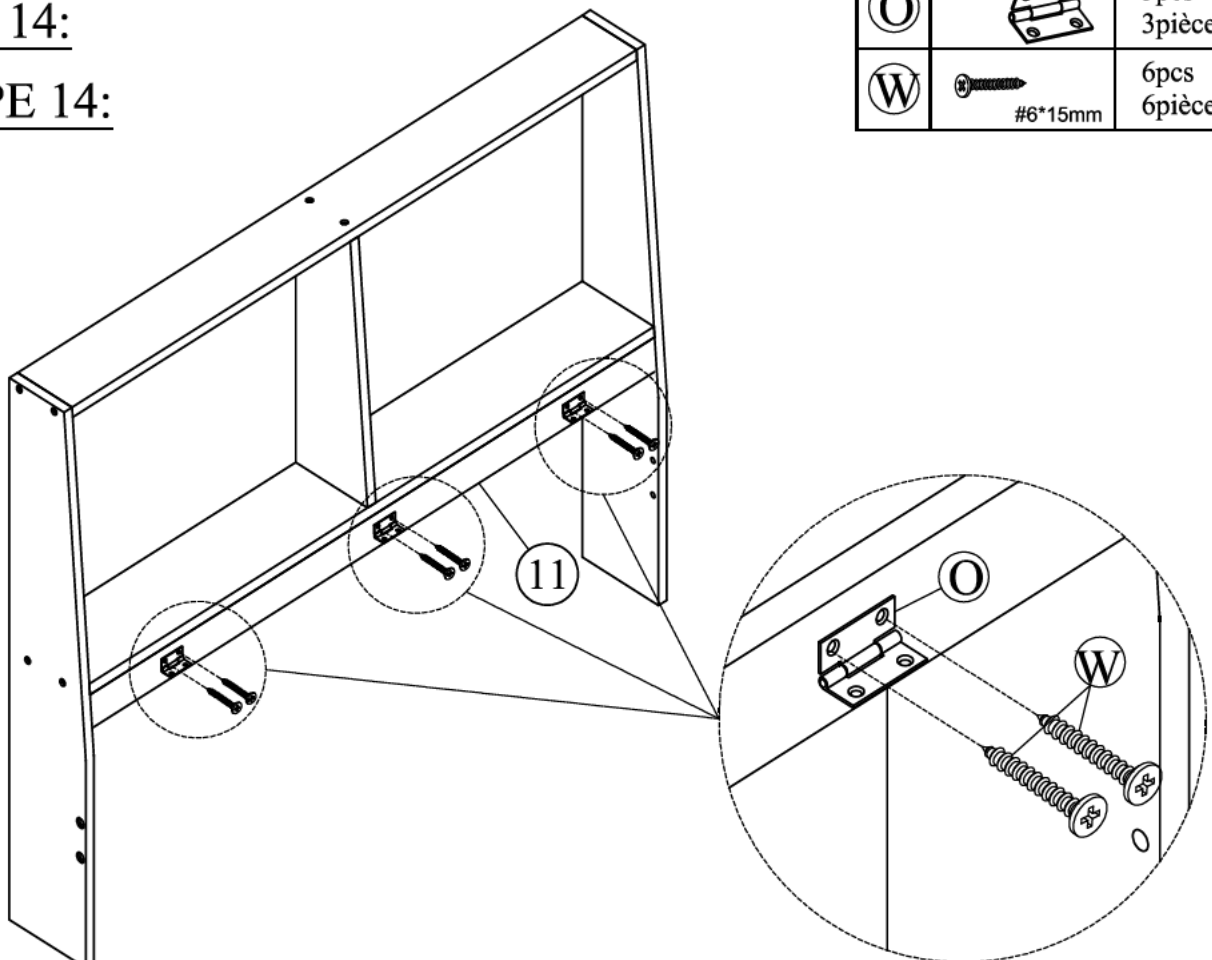
**ÉTAPE 13:**





(H)	 #8*50mm	3pcs 3pièces
(Y)		2pcs 2pièces
(T)	 #7*15mm	4pcs 4pièces

**STEP 14:**

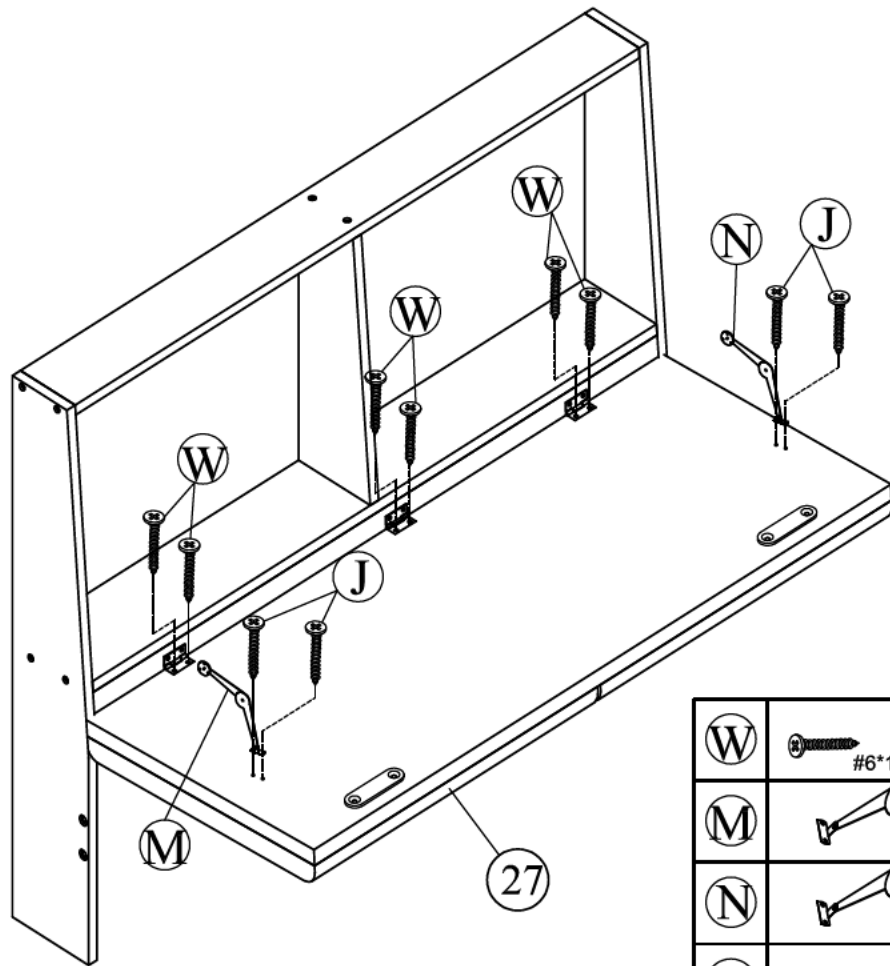
**ÉTAPE 14:**



(O)		3pcs 3pièces
(W)	 #6*15mm	6pcs 6pièces

**STEP 15:**

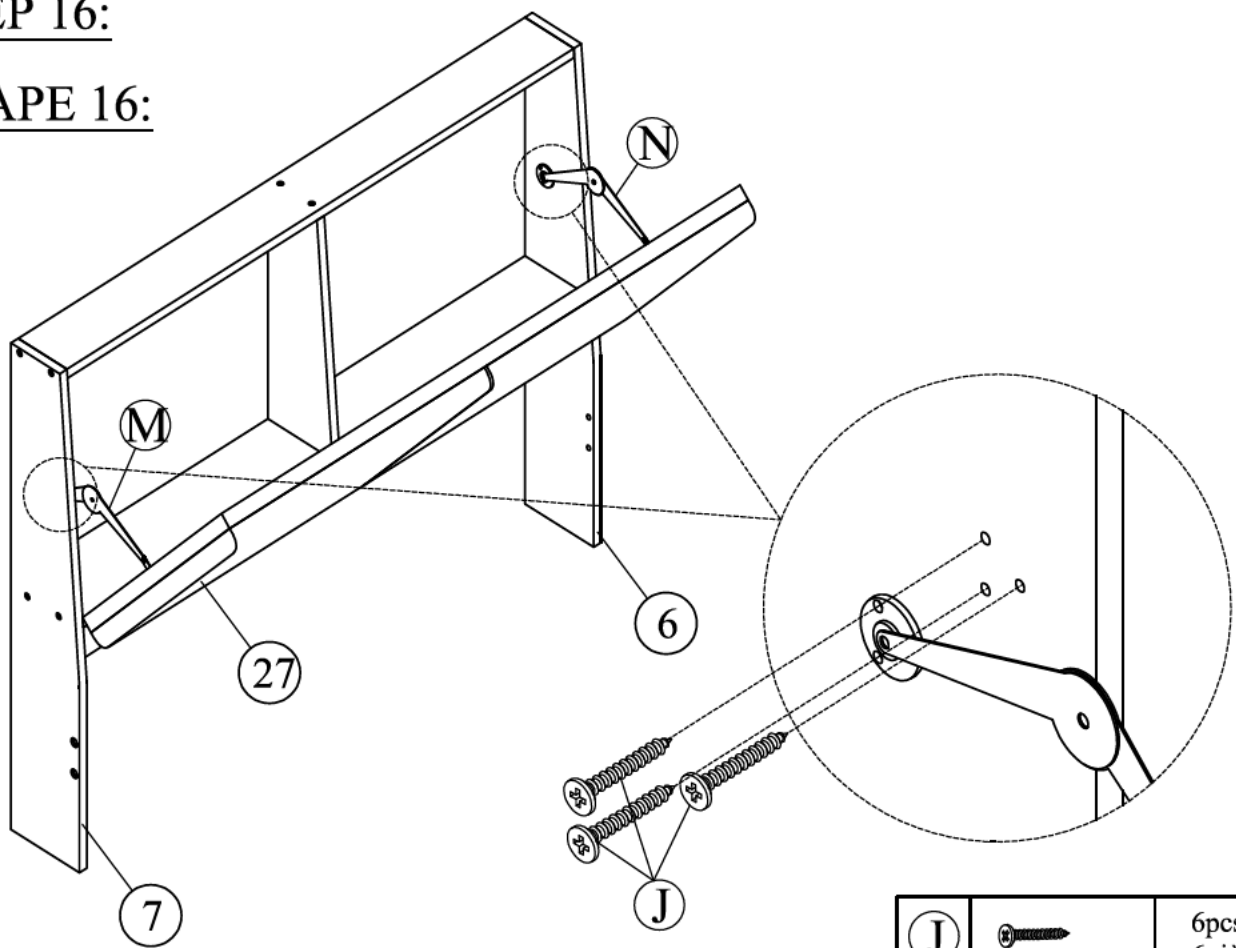
**ÉTAPE 15:**



(W)	#6*15mm	6pcs 6pièces
(M)		1pc 1pièce
(N)		1pc 1pièce
(J)	#7*12mm	4pcs 4pièces

**STEP 16:**

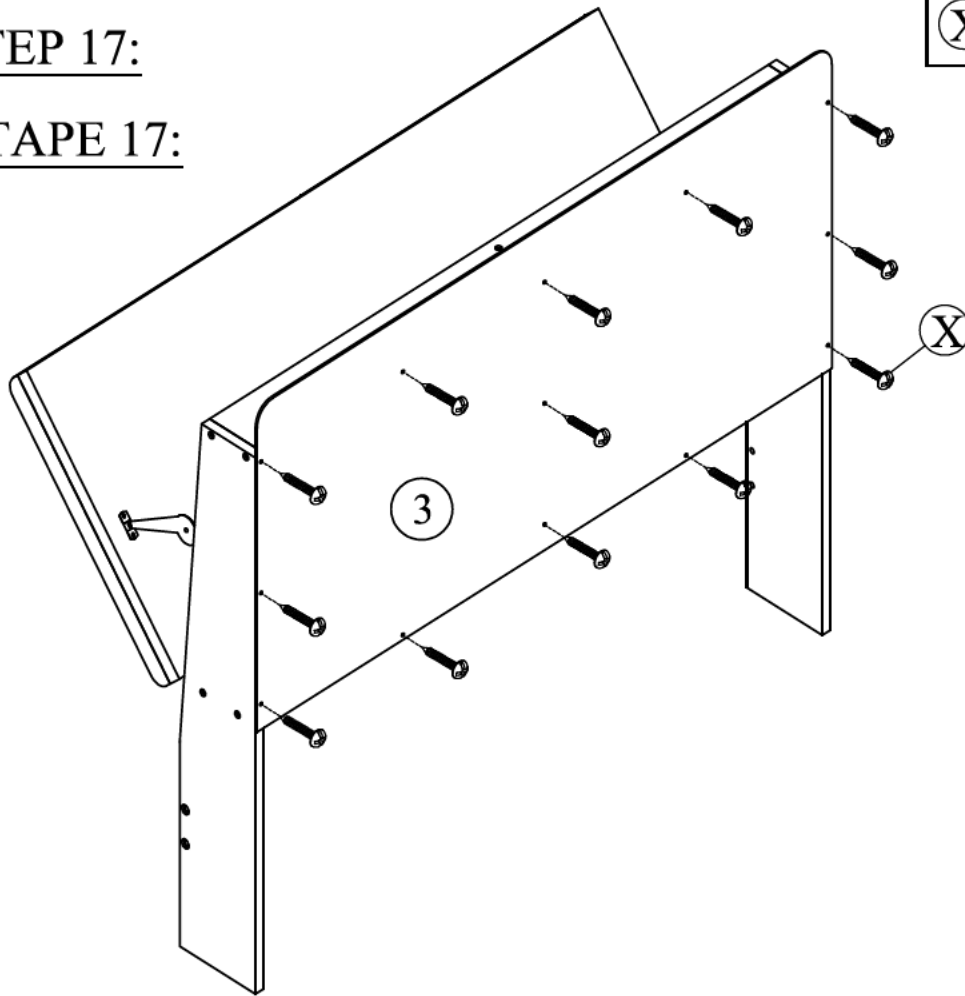
**ÉTAPE 16:**




(J)	#7*12mm	6pcs 6pièces
-----	---------	-----------------

**STEP 17:**

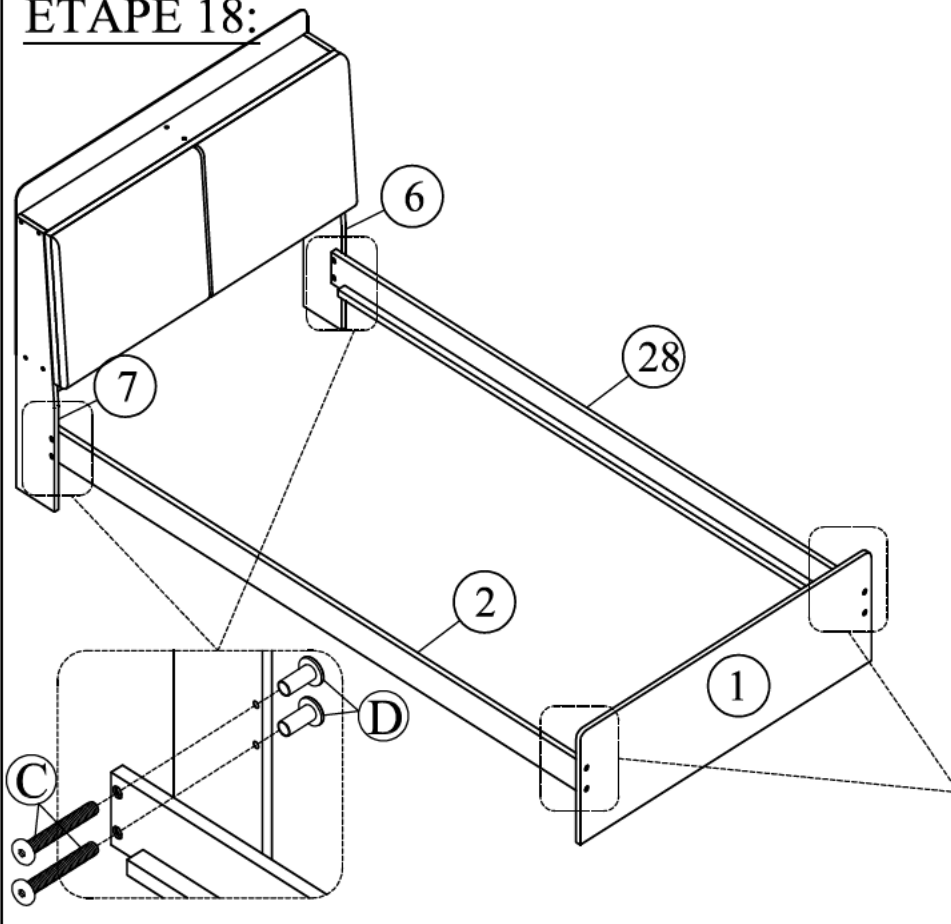
**ÉTAPE 17:**








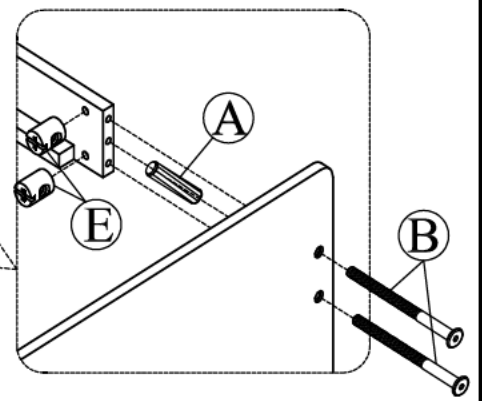
(X)	 #8*15mm	13pcs 13pièces
-----	--	-------------------

**STEP 18:**




**ÉTAPE 18:**

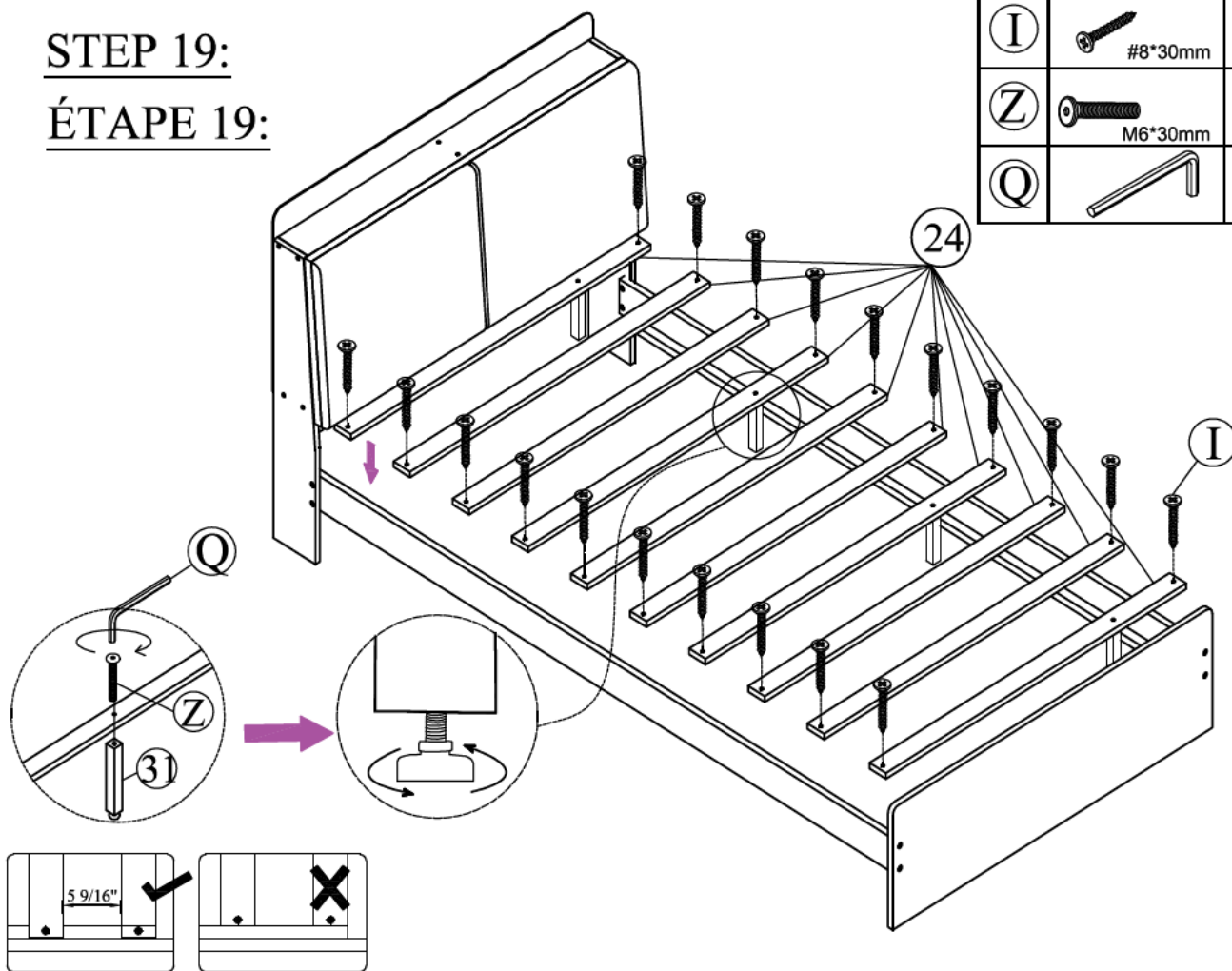


(C)	 M6*20mm	4pcs 4pièces
(D)	 M6*15mm	4pcs 4pièces
(E)	 M6*13mm	4pcs 4pièces
(B)	 M6*60mm	4pcs 4pièces
(A)	 Ø8*30mm	2pcs 2pièces

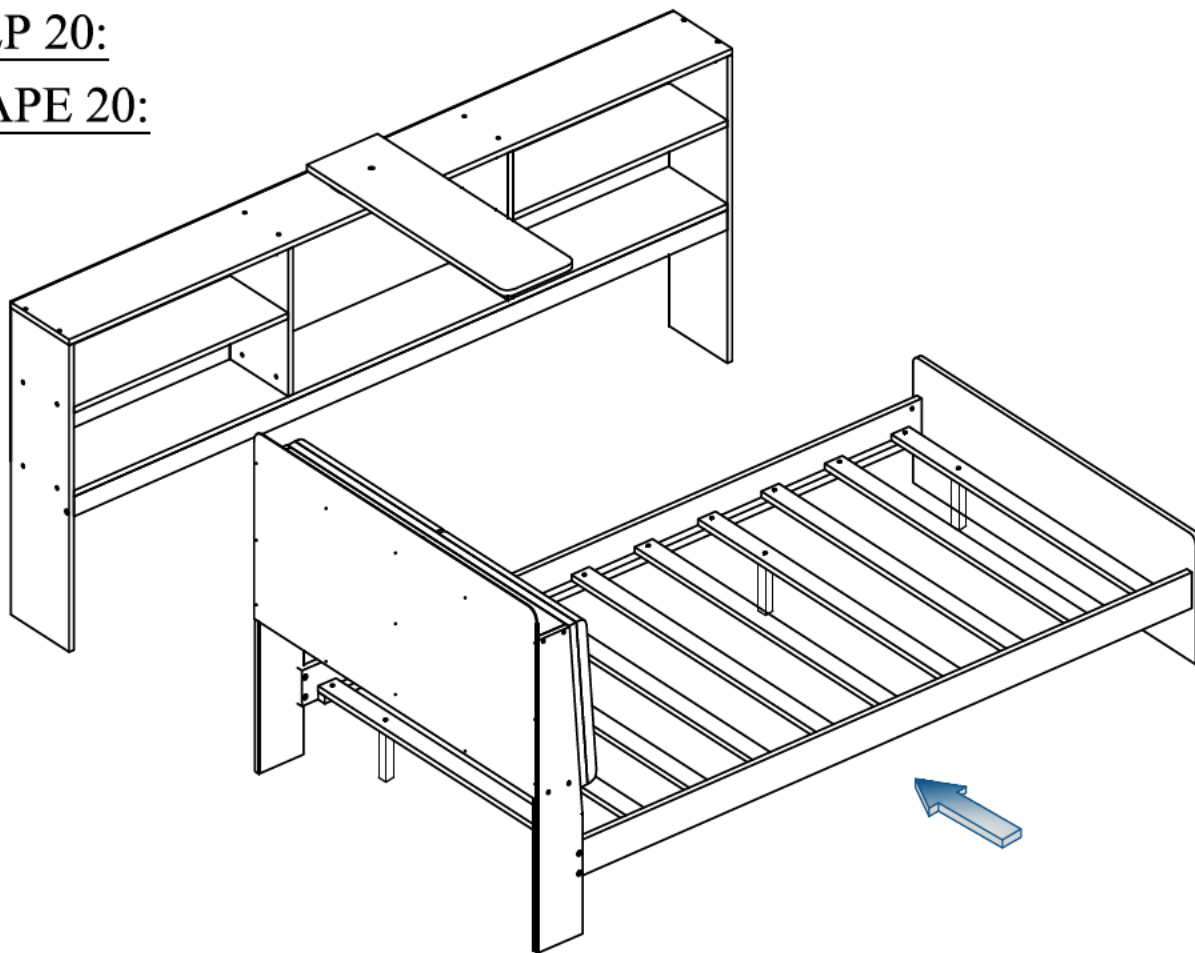


**STEP 19:**  
**ÉTAPE 19:**

I	 #8*30mm	20pcs 20pièces
Z	 M6*30mm	4pcs 4pièces
Q		1pc 1pièce

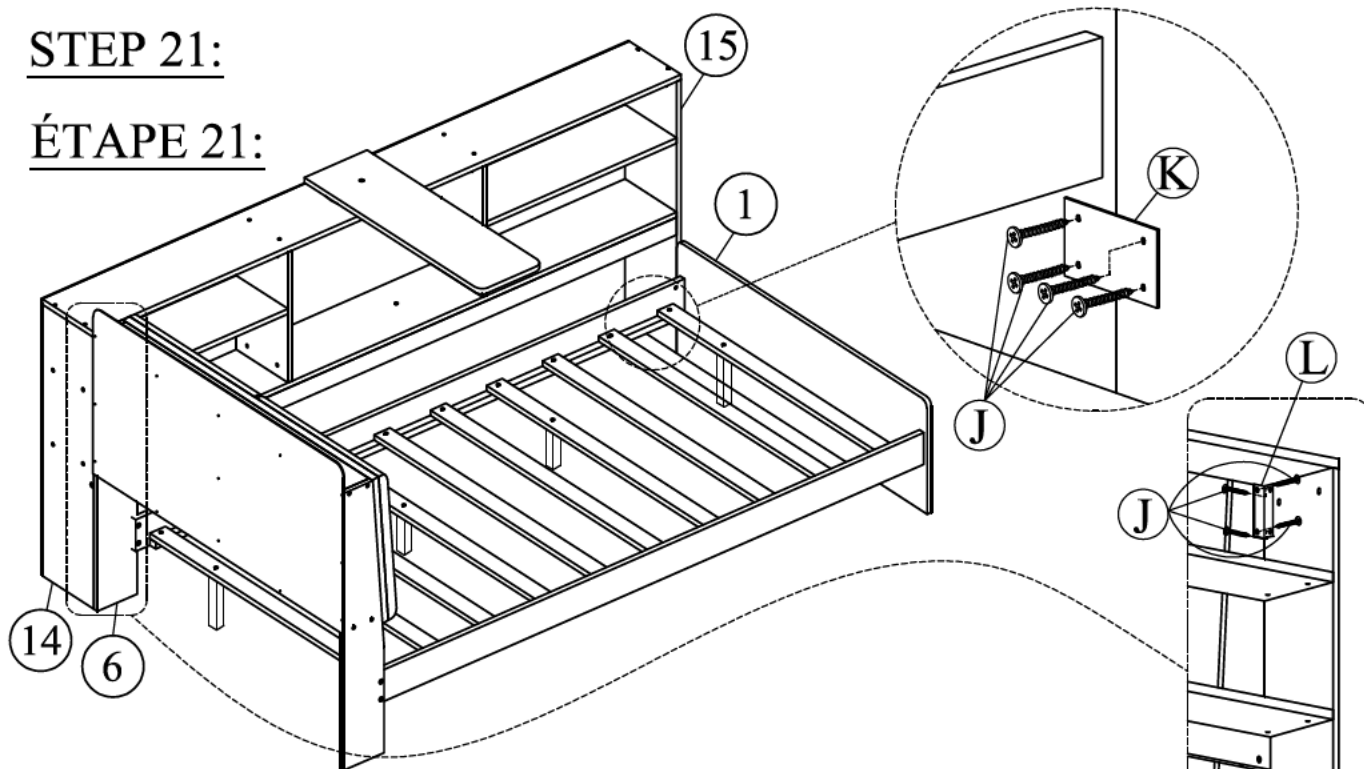


**STEP 20:**  
**ÉTAPE 20:**



**STEP 21:**

**ÉTAPE 21:**

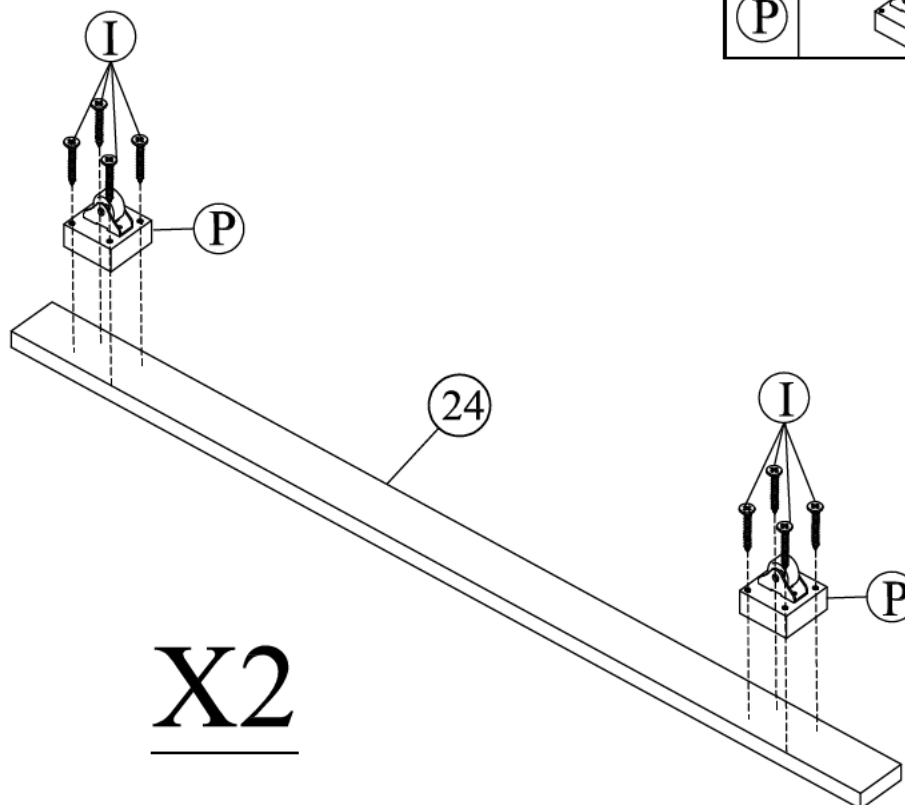


(K)		1pc 1pièce
(J)		12pcs 12pièces
(L)		2pcs 2pièces

**STEP 22:**

**ÉTAPE 22:**


(I)		16pcs 16pièces
(P)		4pcs 4pièces

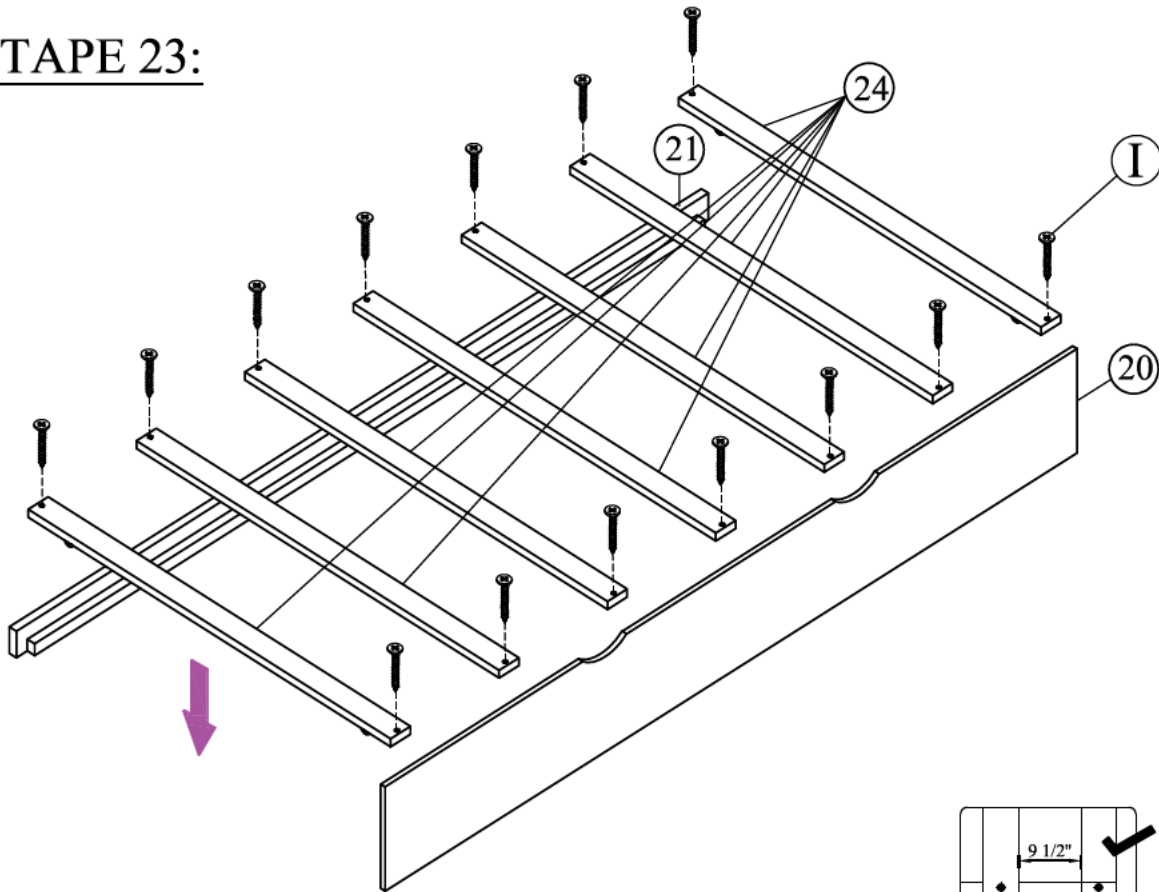


**X2**

**STEP 23:**

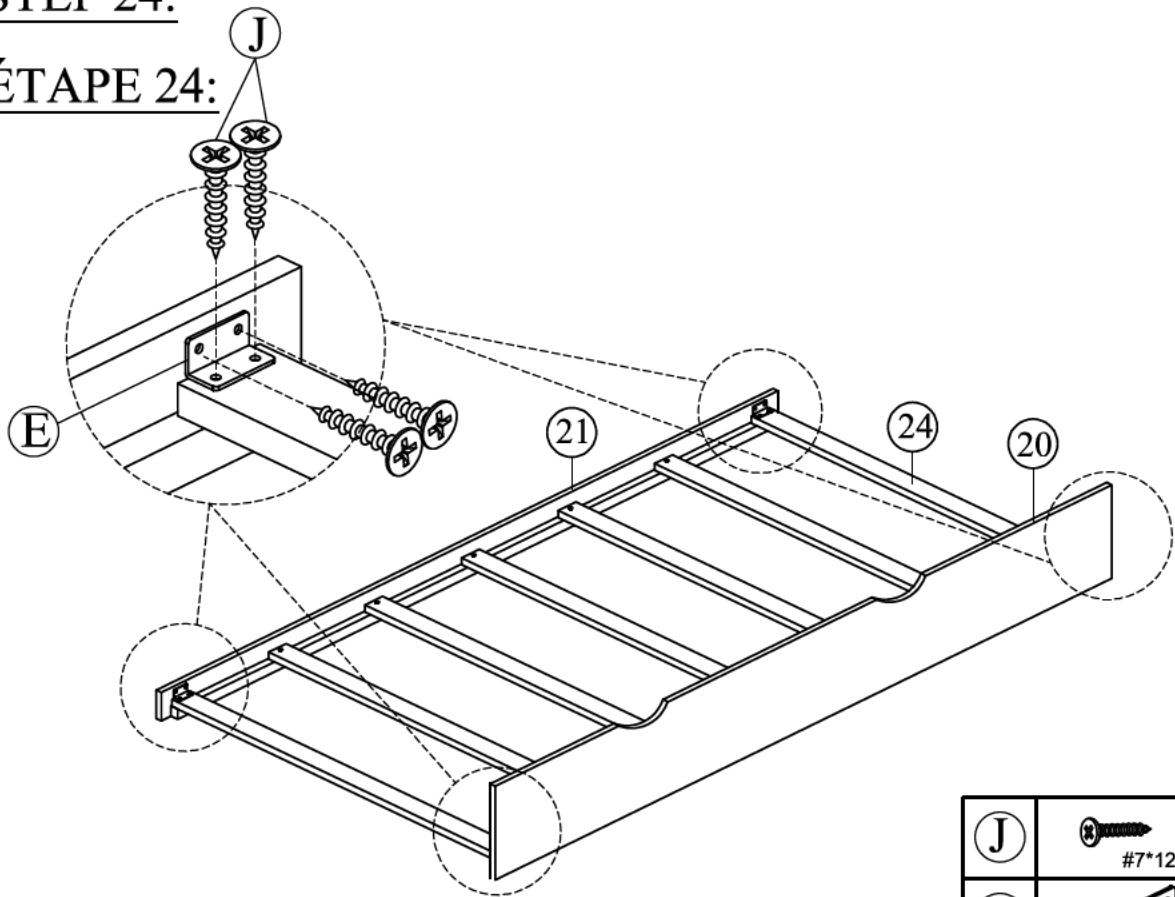
**ÉTAPE 23:**



I	 #8*30mm	14pcs 14pièces
---	---	-------------------



**STEP 24:**



**ÉTAPE 24:**

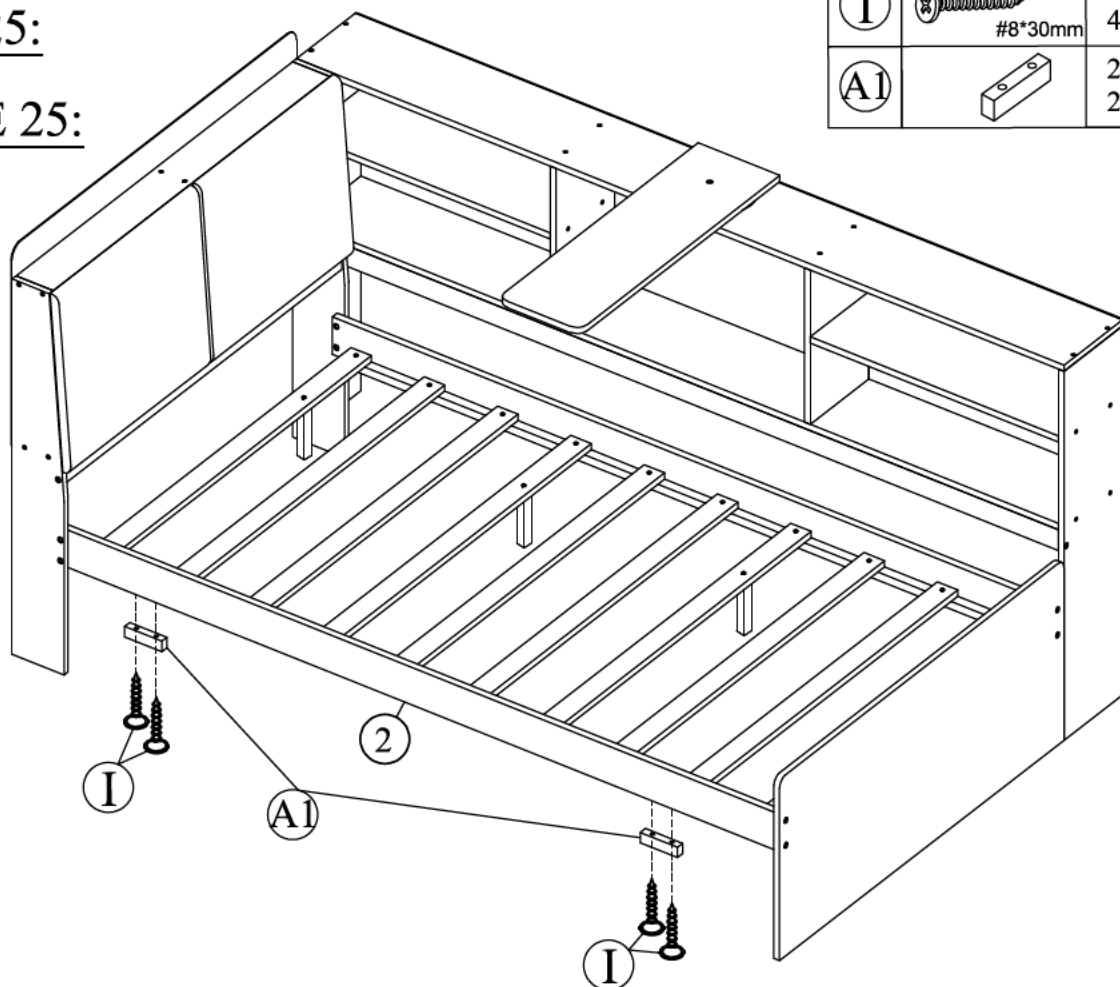


J	 #7*12mm	16pcs 16pièces
L		4pcs 4pièces

**STEP 25:**

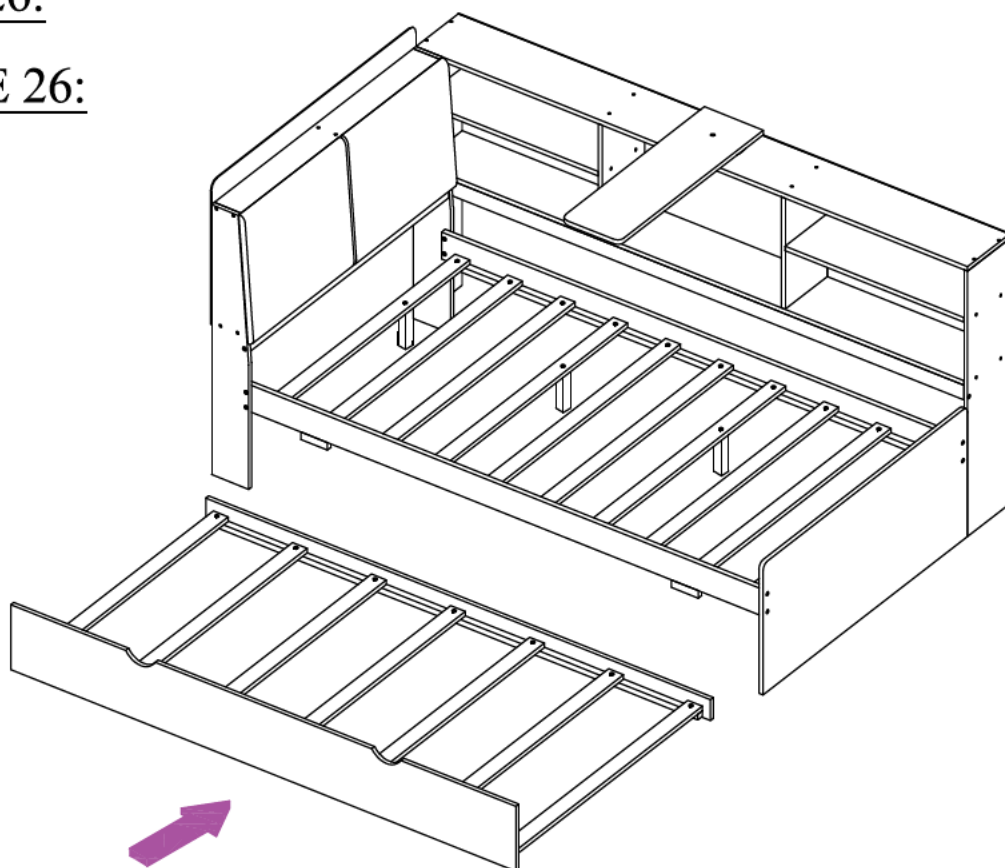
**ÉTAPE 25:**

(I)	 #8*30mm	4pcs 4pièces
(A1)		2pcs 2pièces






**STEP 26:**

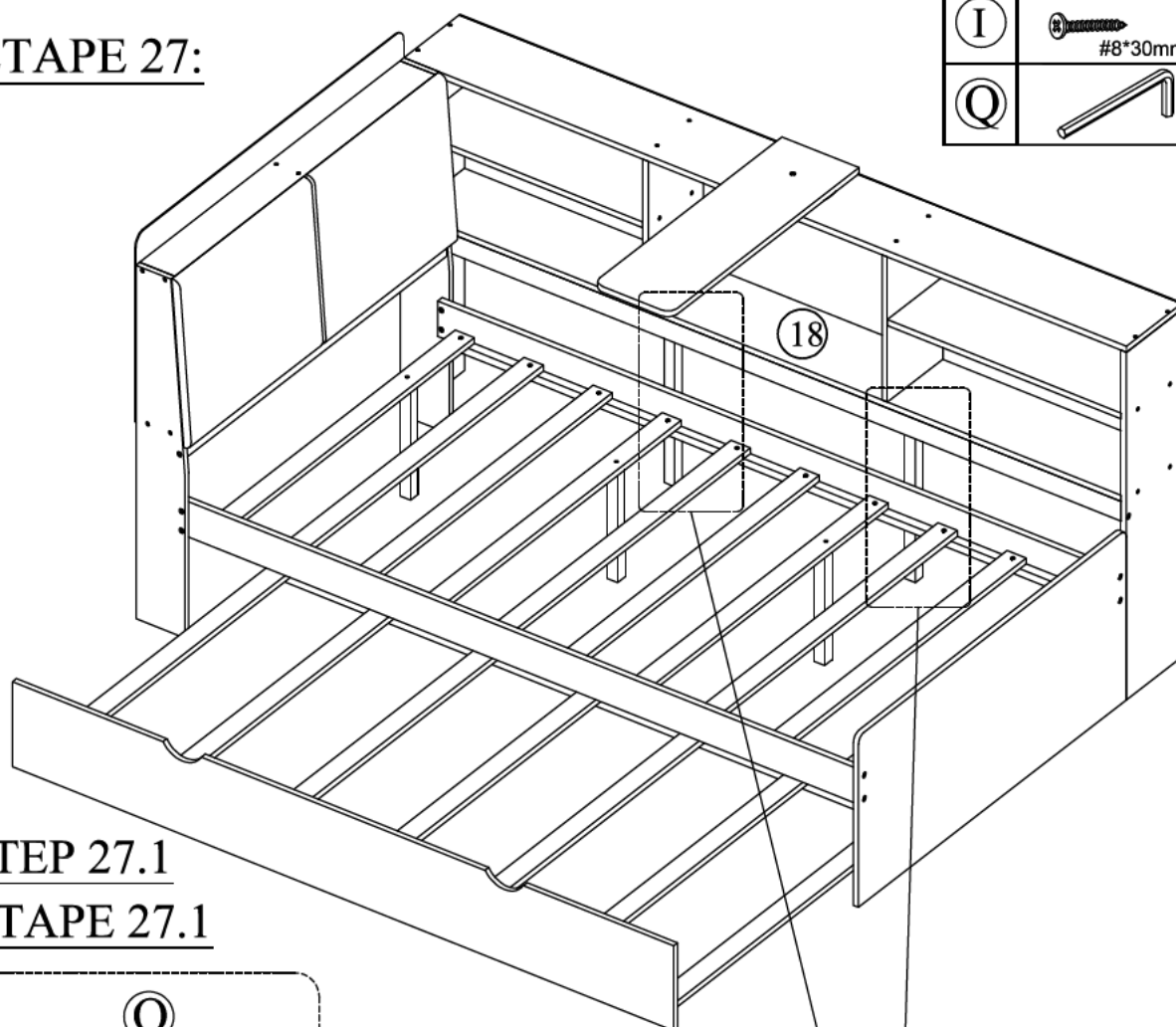
**ÉTAPE 26:**



**STEP 27:**

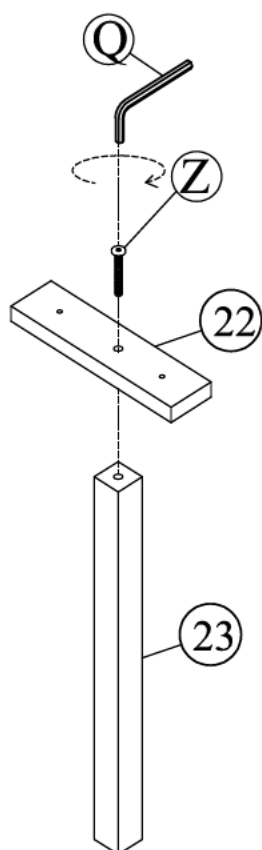
**ÉTAPE 27:**

<b>Z</b>	 M6*30mm	2pcs 2pièces
<b>I</b>	 #8*30mm	4pcs 4pièces
<b>Q</b>		1pc 1pièce

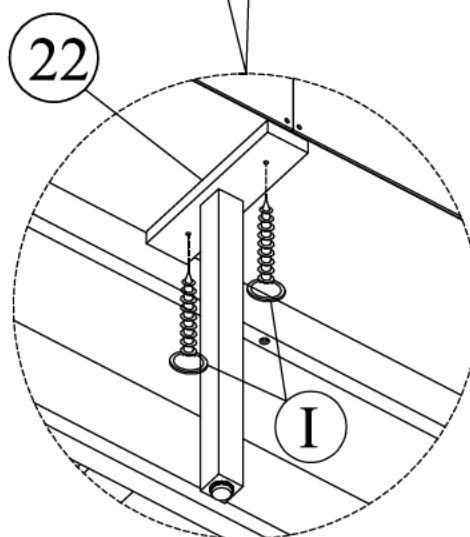


**STEP 27.1**

**ÉTAPE 27.1**



**X2**



**STEP 27.2**

**ÉTAPE 27.2**

FINAL:

FINALE:

