

INSTALLATION & ASSEMBLY

CARE AND MAINTENANCE

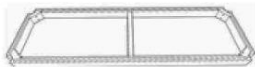





Spot clean using a mild water-free solvent. Only a professional cleaner should undertake a complete overall cleaning.
The use of steam or water-based cleaners may cause excessive shrinking or staining.

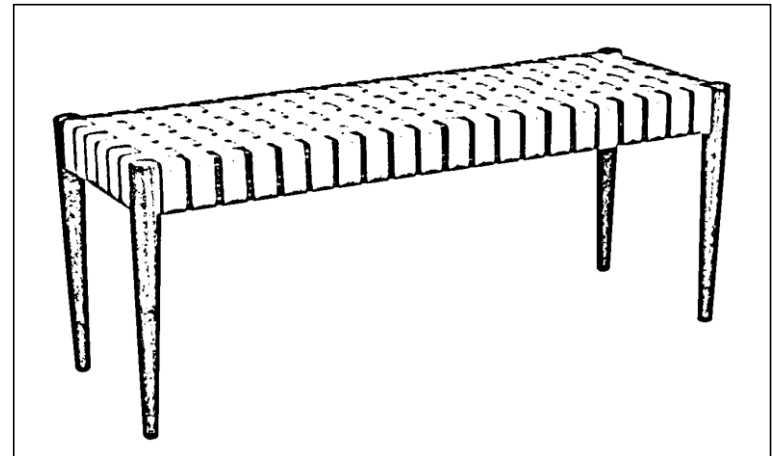
NOTICE

- * Please make sure that you have all parts indicated before you begin assembly of this item
- * This item should be assembled on a soft surface to prevent scratching the finish during assembly
- * This item may require periodic tightening

Product Dimensions: 47 W x 16 D x 18 H

Part List and Hardware List

A	SEAT		1X
B	LEG		4X
C	FLAT WASHER		8X
D	SPRING WASHER		8X
E	BOLT		8X
F	WRENCH		1X



PREPARATION

Before beginning assembly of product, make sure all parts are present. Compare parts with package contents list and hardware contents list.

If any part is missing or damaged, do not attempt to assemble the product.

Estimated Assembly Time: 15 minutes.

Tools Required for Assembly (included): Wrench

