



Double row octet installation instructions




1. First, the water plug and water fittings are installed on the bottom plate.



2. Install side panels around (side panels should be installed clockwise and pushed to the bottom)



3. Install the column around once (the slot of the column should be aligned with the side plate, and then press it down)



4. Install the cover, waterproof strip and water plug in order



5. Insert the column at the bottom of the installed planting box



6. Turn the planting box over and the planting box is installed