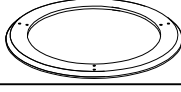



# Assembly Instruction for





## COFFEE TABLE

### CXY2403-01-02-03

#### PARTS LIST

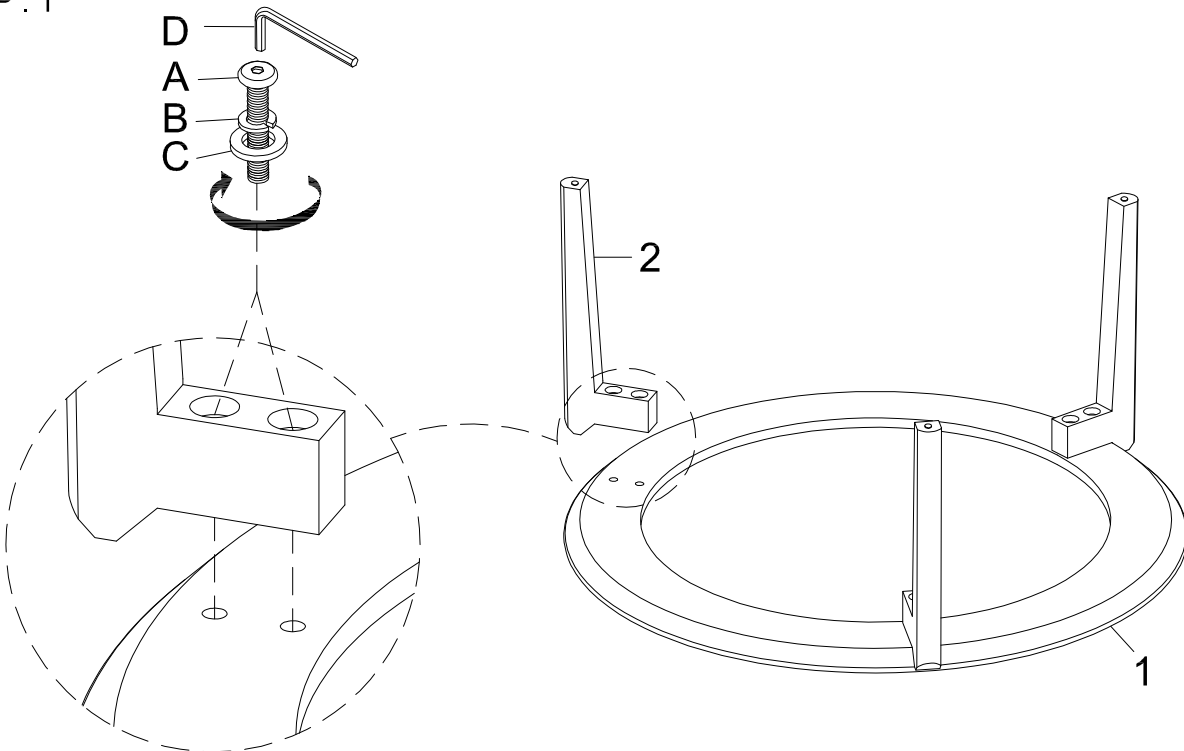
NO.	Name	Sketch	Quantity
1	TABLE TOP		1 PC
2	LEG		3 PCS

#### HARDWARE LIST

NO.	Name	Sketch	Specification	Quantity
A	BOLT		Ø1/4" x 50mm	6PCS
B	SPRING WASHER		Ø1/4"	6PCS
C	FLAT WASHER		Ø1/4"x19mm	6PCS
D	ALLEN KEY		M4	1PC

NOTES : Do not fully tighten any bolts until last step.

#### STEP : 1



#### COMPLETED

