

ASSEMBLY INSTRUCTION

DESK



TEAM ASSEMBLY RECOMMENDED



Return Policy

Thank you for choosing our products. We are committed to providing high-quality products that are designed to withstand heavy daily use by the most demanding users. When you purchase our products, you can be assured that you are receiving authentic products that meet our rigorous standards.

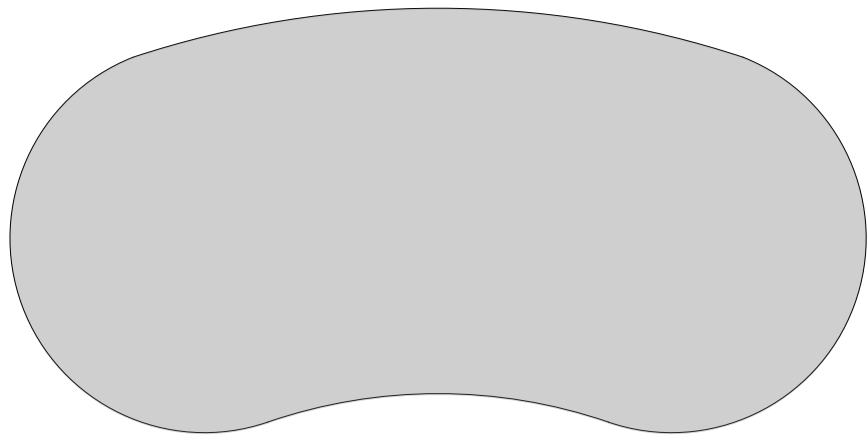
We are not responsible for normal wear and tear, products used commercially, or failures caused by accidents, abuse, alteration, modification, misuse, or improper care.

We provide the following warranties:

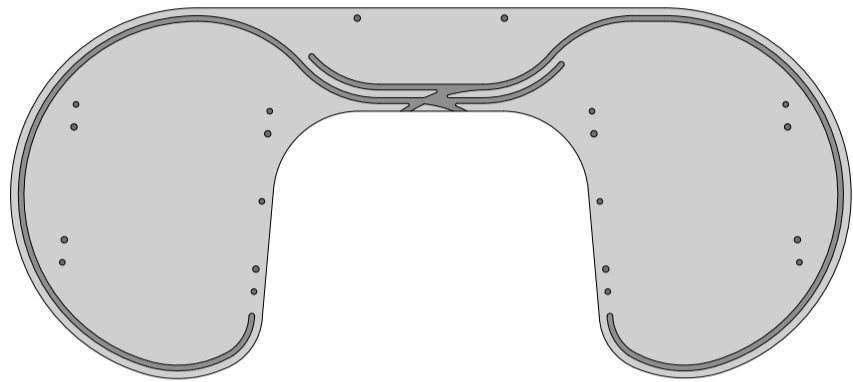
30 - days satisfaction warranty across our product line Specific warranties for each item. Please refer to your User Manual for the exact coverage. If you encounter any technical issues while installing or configuring our products, please contact our qualified staff for professional assistance. Replacement parts or products will be sent at our discretion if the defect is the result of any fault on our side. You must provide proof of purchase, with the date of purchase, as well as photos of the defective merchandise. Photos may be used to determine the cause of defects and for future quality control. If you wish to return a purchased product, please refer to our Return Policy.

For any questions, comments, or concerns, please contact store or reach out to us,

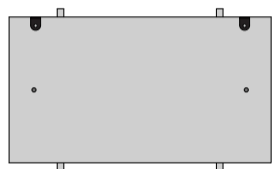
Components 



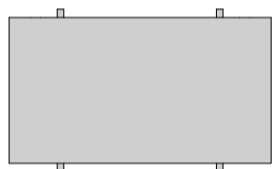
----- **1** x 1pc



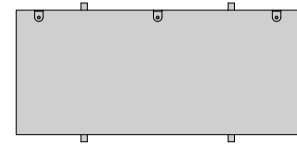
----- **2** x 1pc




----- **3** x 2ps



----- **4** x 2ps



----- **5** x 1pc



----- **6** x 2pcs



----- **7** x 1pc



----- **8** x 4pcs


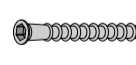
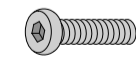
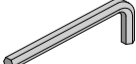





----- **9** x 4pcs



----- **10** x 2pcs

HARDWARE LIST

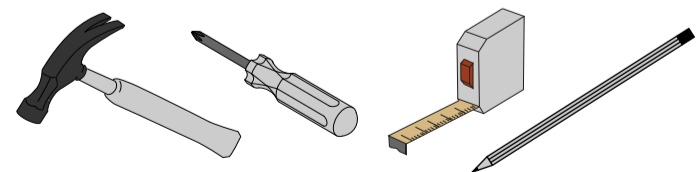
A		SCREW M4X15	10
B		SCREW M7X40	10
C		BOLT M6X15	16
D		ALLEN KEY M4	1
E		SHELF PIN	4
F		SCREW M3.5X15	8
G		SCREW M4X15	4

Ensure that all parts and hardware are available before beginning assembly.

Follow each step carefully to ensure the proper assembly of this product.

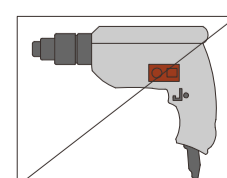
Two people are recommended for ease in the assembly of this product.

A Phillips head screwdriver, pencil, hammer and tape measure is required for the assembly of this product.

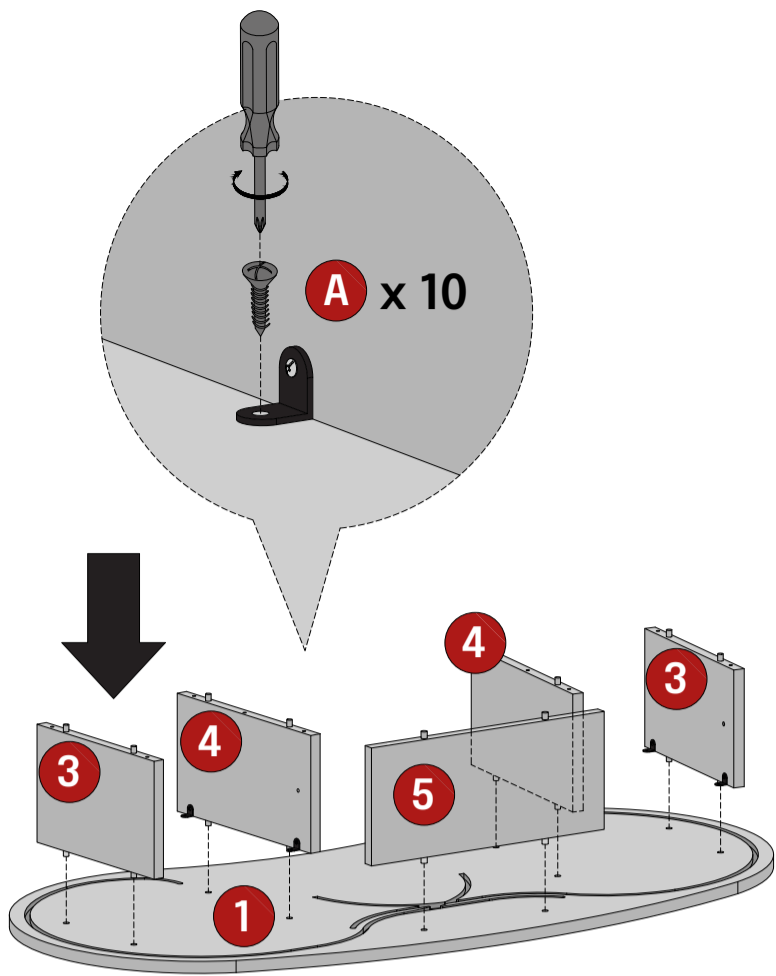


Not included.

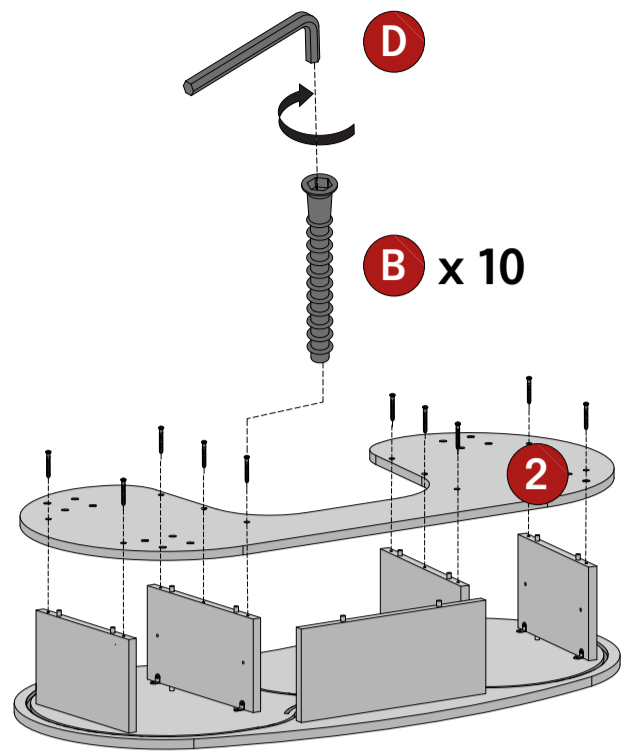
Power tools should not be used to assemble this product.



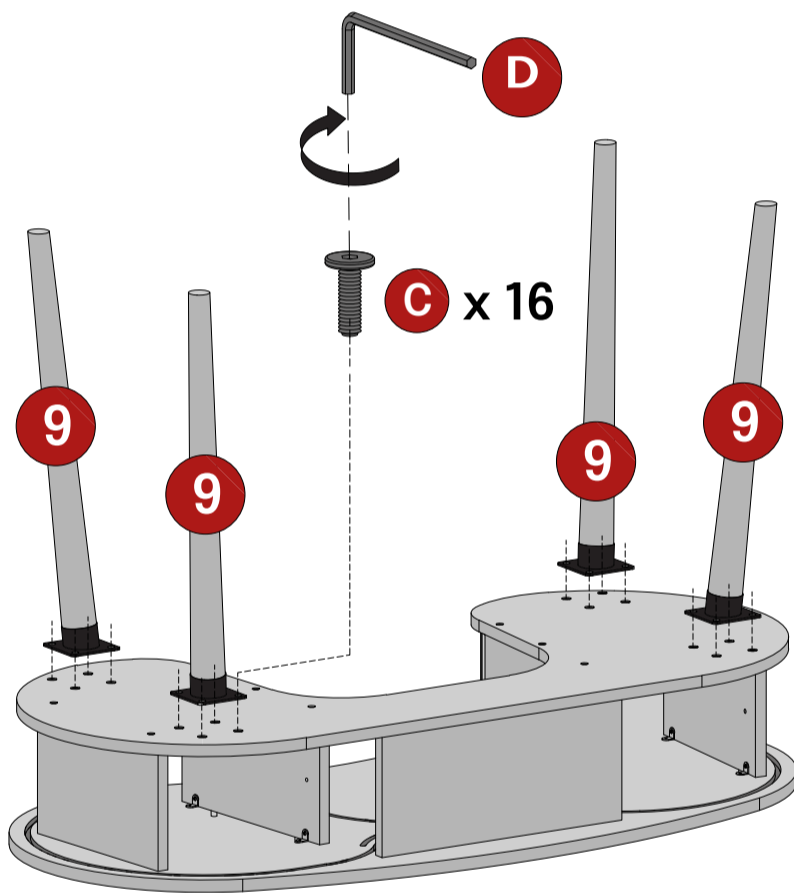
1



2



3



4

