


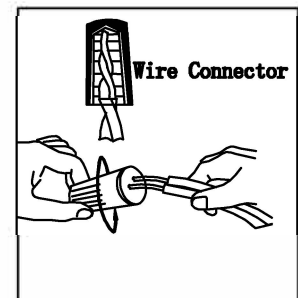
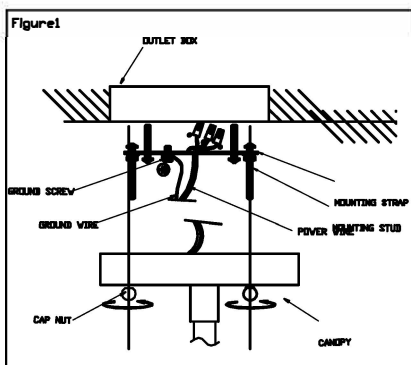
Assembly Instruction

NOTE: THE DRAWING OF THE LAMP BODY IS FOR REFERENCE ONLY.

1. Take the lamp body and other fittings out of the carton and place them on a flat surface, make sure that all the things are in good condition .

2. Put the shades (glass or clothe material or other materials) according to the illustration shows.

3. Install the bulbs to socket.



(12PCS)

