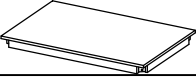



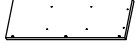
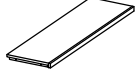

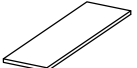


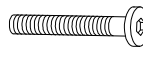













ASSEMBLY INSTRUCTIONS

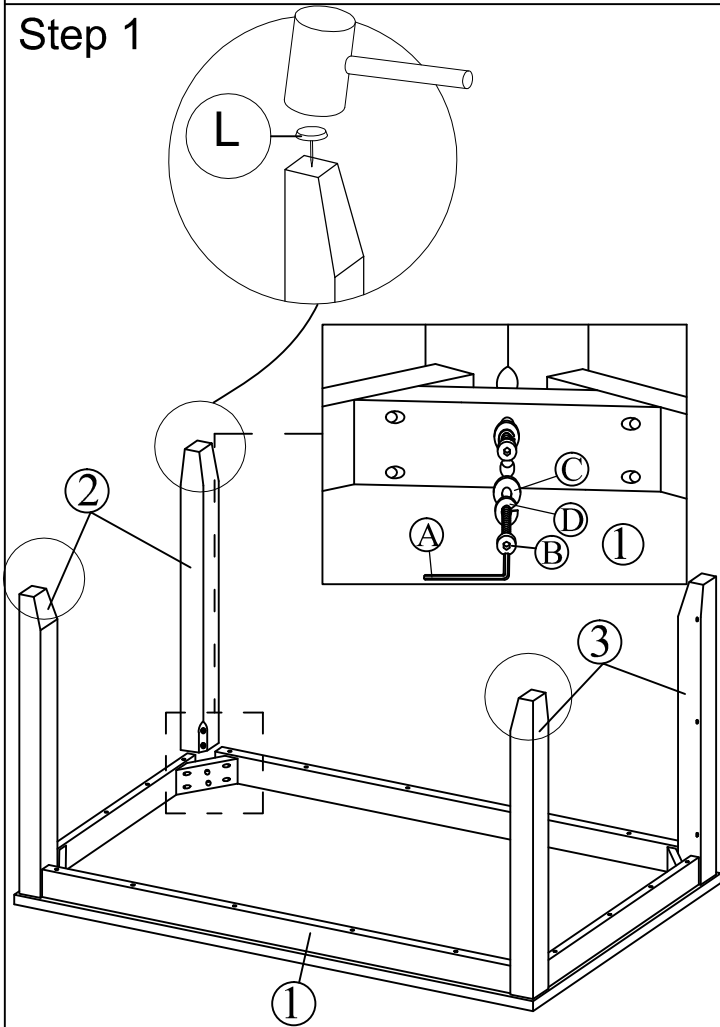
Part List			
1	Table Top		1 Pc
2	Leg		2 Pcs
3	Leg Support Panel L/R		2 Pcs
4	Side Panel Left		1 Pc
5	Side Panel Right		1 Pc
6	Bottom Panel		1 Pc
7	Back Panel		1 Pc
8	Shelf Panel		2 Pcs
9	Center Leg		1 Pc

Hardware List			
A	Allen Key M5		1 Pc
B	JCBB Bolt M8 x 60mm		8 Pcs
C	Flat Washer 5/16 " x 22mm		8 Pcs
D	Spring Washer 5/16 "		8 Pcs
E	Allen Key M4		1 Pc
F	JCBC Bolt M6 x 30mm		17 Pcs
G	Spring Washer M6 x 13mm		17 Pcs
H	Dowel Wood M8 x 30mm		5 Pcs
I	PVC Button -15mm		10 Pcs
J	Pin		8 Pcs
K	Ajust Button		1 Pc
L	Leg Stud		4pcs

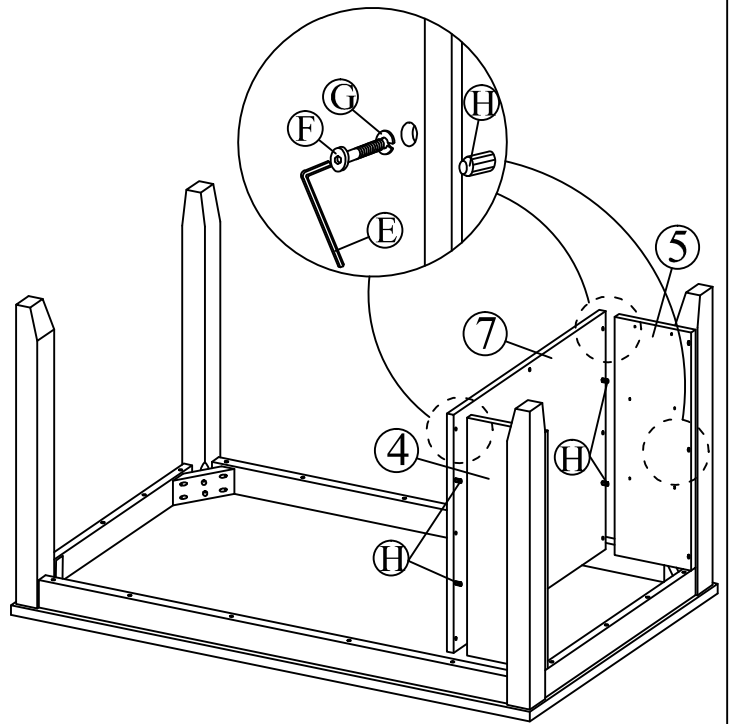


ASSEMBLY INSTRUCTIONS

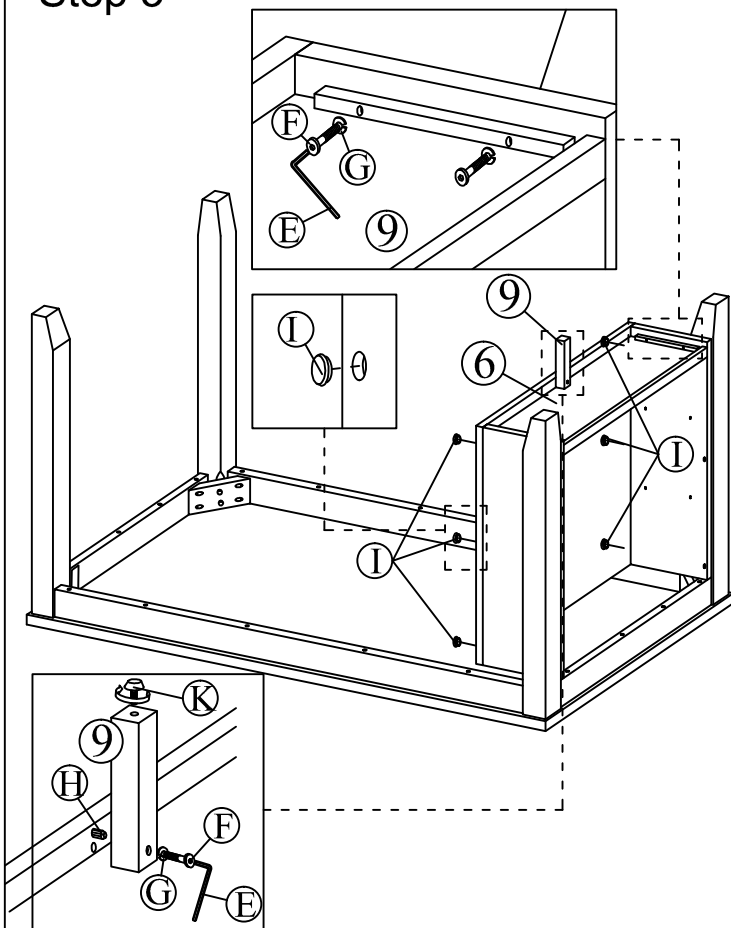
Step 1



Step 2



Step 3



Step 4

