


Table Lamp Assembly Manual






First screw the bulb on ,please use E26 LED bulbs whole length shorter than 4"




**SECOND : ASSEMBLE THE SHADE HOLDER
MAKE SURE THE GAP FIT THE HOLD ,AND PUT
THE HAT DOWN TO FIRM THE HOLDER**



**SECOND : ASSEMBLE THE SHADE HOLDER
MAKE SURE THE GAP FIT THE HOLD ,AND PUT
THE HAT DOWN TO FIRM THE HOLDER**



Third: put the shade on the shade holder ,and screw it,firm it



Third: put the shade on the shade holder ,and screw it,firm it

