ASSEMBLY INSTRUCTIONS

ITEM DESCRIPTION : **COFFEE TABLE**

1

Reverse the coffee table & place the leg as shown & align the leg to match the apron.

2

Rotate the leg in a horizontal circular motion to tighten the leg into the slot present at the base of the wooden frame of the table as shown in fig 1.



3

Fix the other 3 legs in the similar way



4

Reverse the coffee table straight. Now your coffee table is ready for use.
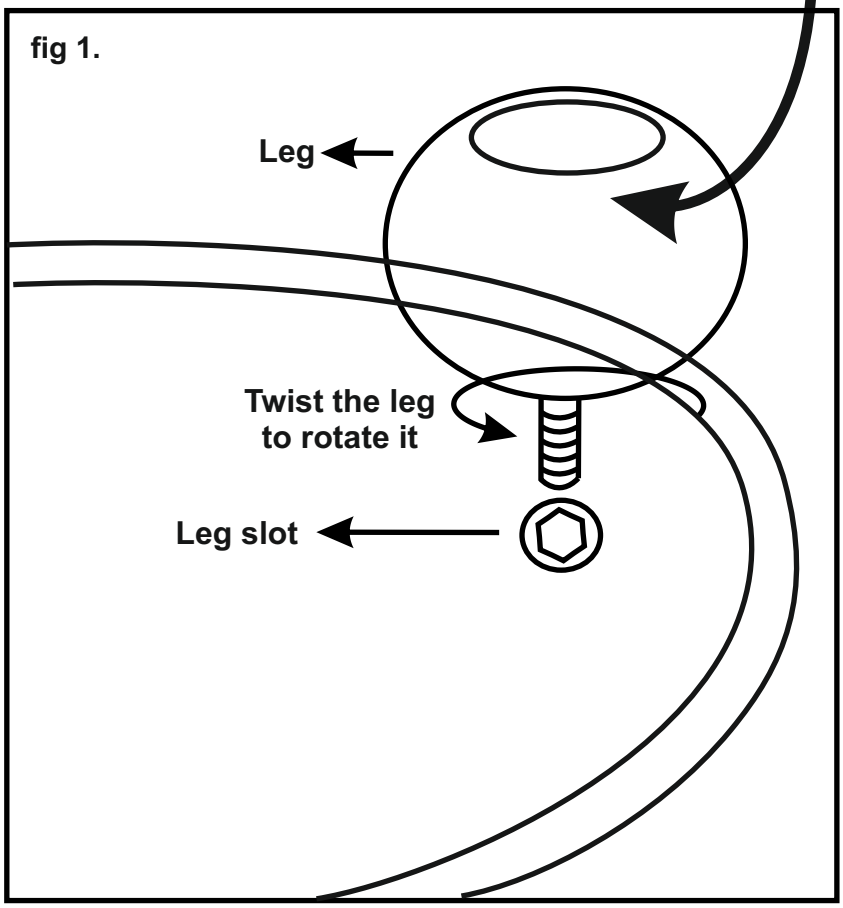
fig 1.