

PARTS LIST / LISTE DES PIÈCES / LISTA DE PIEZAS

DESCRIPTION / DESCRIPCIÓN : CURIO / VITRINE / VITRINA

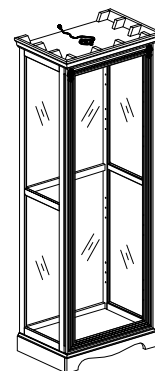
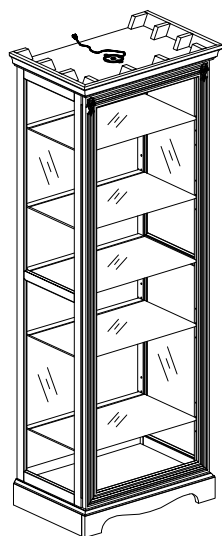
 **WARNING**



Serious or fatal crushing injuries can occur from furniture tip-over. To help prevent tip-over:

- install tipover restraint provided.
- Place heaviest items in the lowest drawers.
- Do not set TV's or other heavy objects on top of this product unless the product is specifically designed to accommodate them.
- Never allow children to climb or hang on drawers, doors, or shelves.
- Never open more than one drawers at a time (OR)
- Do not defeat or remove the drawers interlock system.

Use of tip-over restraints may only reduce, but not eliminate, the risk of tip-over. this is a permanent label. Do not remove!



A

x1 Curio
x1 Vitrine
x1 Vitrina

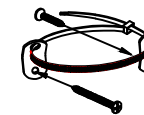
B

x5 Glass shelf *
x5 Étagère en verre
x5 Estante de vidrio



C

x18 Common Shelf Support *
x18 Supports Pour Tablette
x18 Soporte De Las Repisas



D

x1 Furniture Tipping Restraint
x1 Systeme antibasculément
x1 Control para evitar vulcos

* Replaceable Part

PARTS LIST / LISTE DES PIÈCES / LISTA DE PIEZAS

DESCRIPTION / DESCRIPCIÓN : CURIO / VITRINE / VITRINA

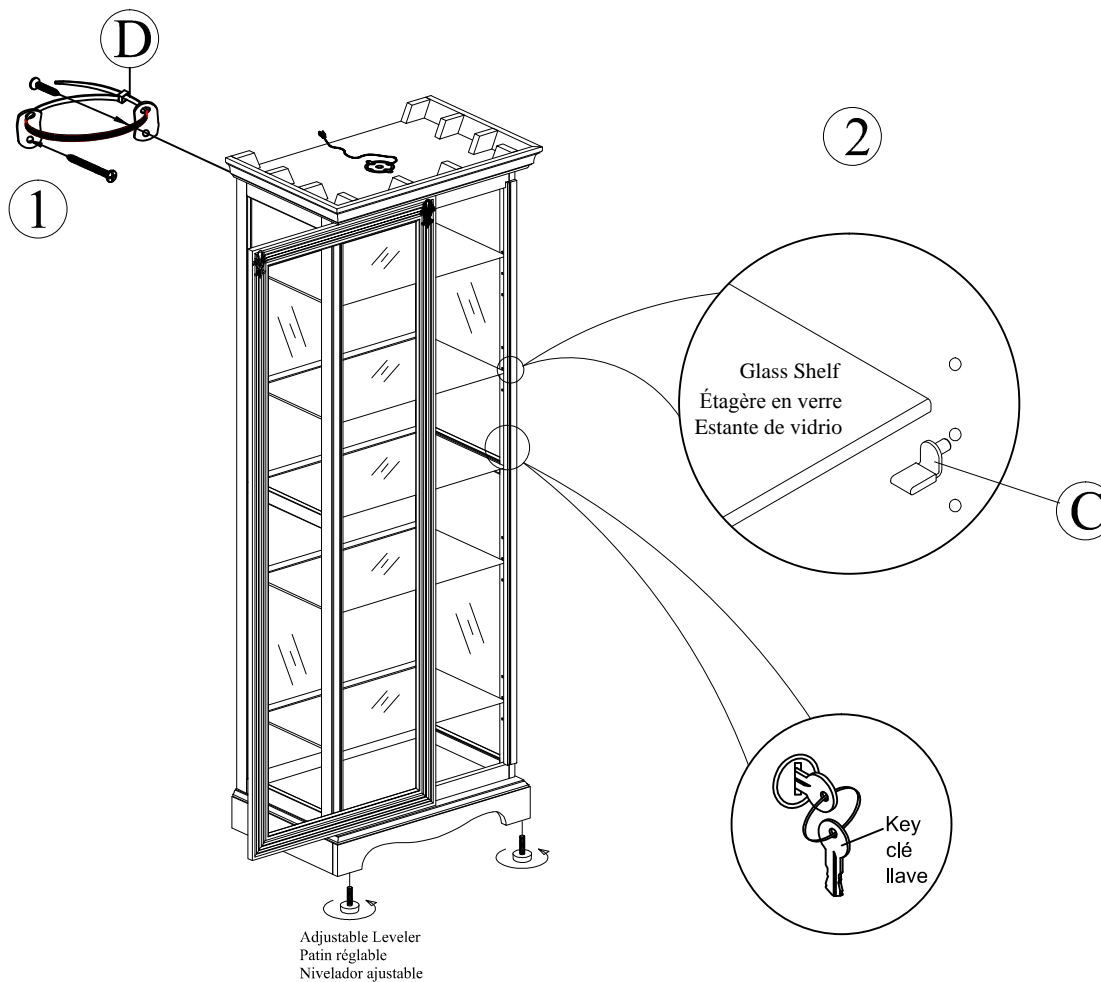
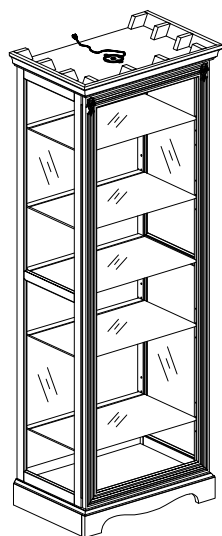
▲ WARNING



Serious or fatal crushing injuries can occur from furniture tip-over. To help prevent tip-over:

- install tipover restraint provided.
- Place heaviest items in the lowest drawers.
- Do not set TV's or other heavy objects on top of this product unless the product is specifically designed to accommodate them.
- Never allow children to climb or hang on drawers, doors, or shelves.
- Never open more than one drawers at a time (OR)
- Do not defeat or remove the drawers interlock system.

Use of tip-over restraints may only reduce, but not eliminate, the risk of tip-over. this is a permanent label. Do not remove!



PARTS LIST / LISTE DES PIÈCES / LISTA DE PIEZAS

DESCRIPTION / DESCRIPCIÓN : CURIO / VITRINE / VITRINA

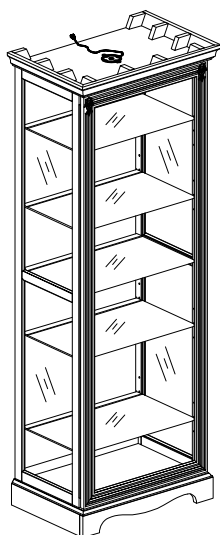
▲ WARNING



Serious or fatal crushing injuries can occur from furniture tip-over. To help prevent tip-over:

- install tipover restraint provided.
- Place heaviest items in the lowest drawers.
- Do not set TV's or other heavy objects on top of this product unless the product is specifically designed to accommodate them.
- Never allow children to climb or hang on drawers, doors, or shelves.
- Never open more than one drawers at a time (OR)
- Do not defeat or remove the drawers interlock system.

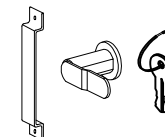
Use of tip-over restraints may only reduce, but not eliminate, the risk of tip-over. this is a permanent label. Do not remove!



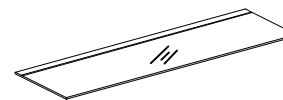
x2 RC-ROLLER-00
Common roller *
Rouleau
rodillo



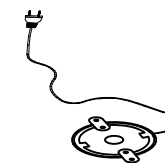
x18 RC-SUPPORT-01
Common Shelf Support *
Supports Pour Tablette
Soporte De Las Repisas



x1 RC-CAMLOCK-01K
Common Camlock with Key *
Camlock
Camlock



x5 R21457-SHELF
Glass shelf *
Étagère en verre
Estante de vidrio



x1 RC-LIGHT-01
Light fixture w/roll switch *
lumière et interrupteur
luz y interruptor

* Replaceable Part