











ASSEMBLY INSTRUCTIONS

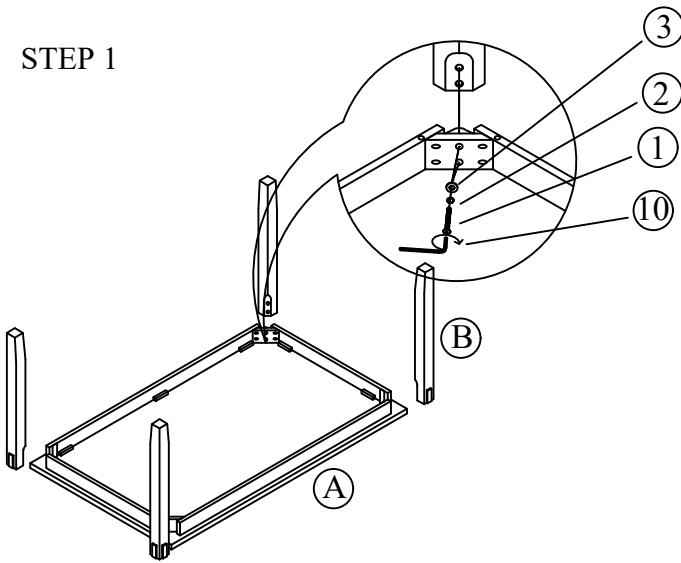
MODEL# : F2548-1/F2297-1 TABLE + 4 CHAIR

**KEEP THIS DOCUMENT FOR REFERENCE IN CASE PARTS ARE NEEDED
DO NOT TIGHTEN SCREWS UNTIL COMPLETELY ASSEMBLED !**

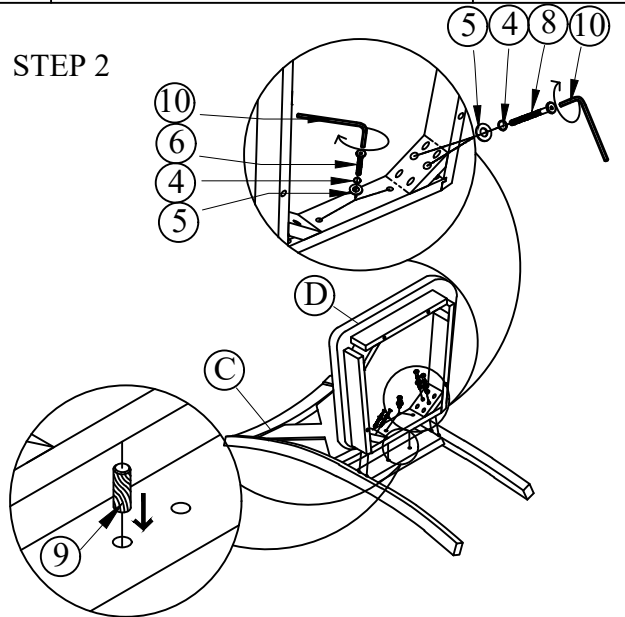
No.	DESCRIPTION	Q'TY FOR 5PCS
A	TABLE TOP	1pc
B	TABLE LEG	4pcs
C	CHAIR BACK	4pcs
D	CHAIR SEAT	4pcs
E	CHAIR LEG	8pcs

No.	DESCRIPTION	Q'TY FOR 5PCS
1	BOLT  5/16"*70MM	8pcs
2	SPRING WASHER  5/16"	8pcs
3	METAL WASHER  5/16"	8pcs
4	SPRING WASHER  1/4"	40pcs
5	METAL WASHER  1/4"	40pcs
6	BOLT  1/4"*38MM	8pcs
7	BOLT  1/4"*65MM	16pcs
8	BOLT  1/4"*80MM	16pcs
9	WOOD DOWEL  10*25MM	4pcs
10	ALLEN KEY  M4	1pc


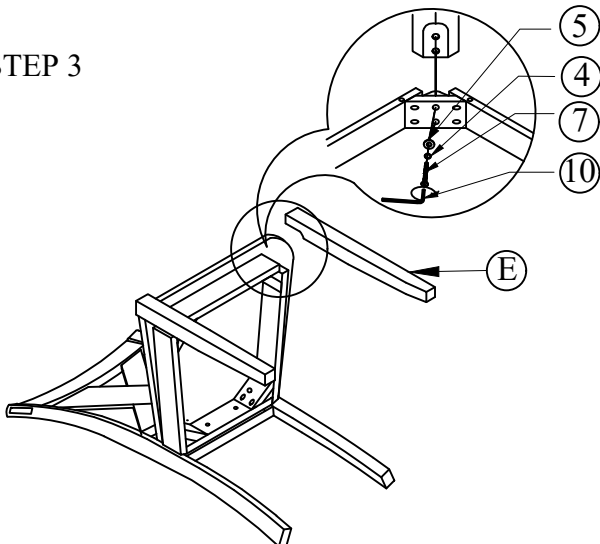
STEP 1



STEP 2



STEP 3










ASSEMBLY INSTRUCTIONS

MODEL# : F2548-2/F2297-2 BENCH

KEEP THIS DOCUMENT FOR REFERENCE IN CASE PARTS ARE NEEDED
DO NOT TIGHTEN SCREWS UNTIL COMPLETELY ASSEMBLED !

No.	DESCRIPTION	Q'TY FOR 1PC
A	BENCH SEAT	1pc
B	BENCH LEFT LEG	2pcs
C	BENCH RIGHT LEG	2pcs
D	LONG CROSSBAR	1pc
E	SHORT CROSSBAR	2pcs

No.	DESCRIPTION	Q'TY FOR 1PC
1	ALLEN KEY  M4	1pc
2	BOLT  $\Phi 1/4'' * 60\text{MM}$	8pcs
3	SPRING WASHER  $\Phi 1/4''$	8pcs
4	METAL WASHER  $\Phi 1/4''$	8pcs
5	WOOD SCREW  M3*15mm	6pcs
6	WOOD SCREW  M4*38mm	4pcs
7	TRIANGULAR IRON  50*40*2mm	2pcs

STEP 1

