SOFA

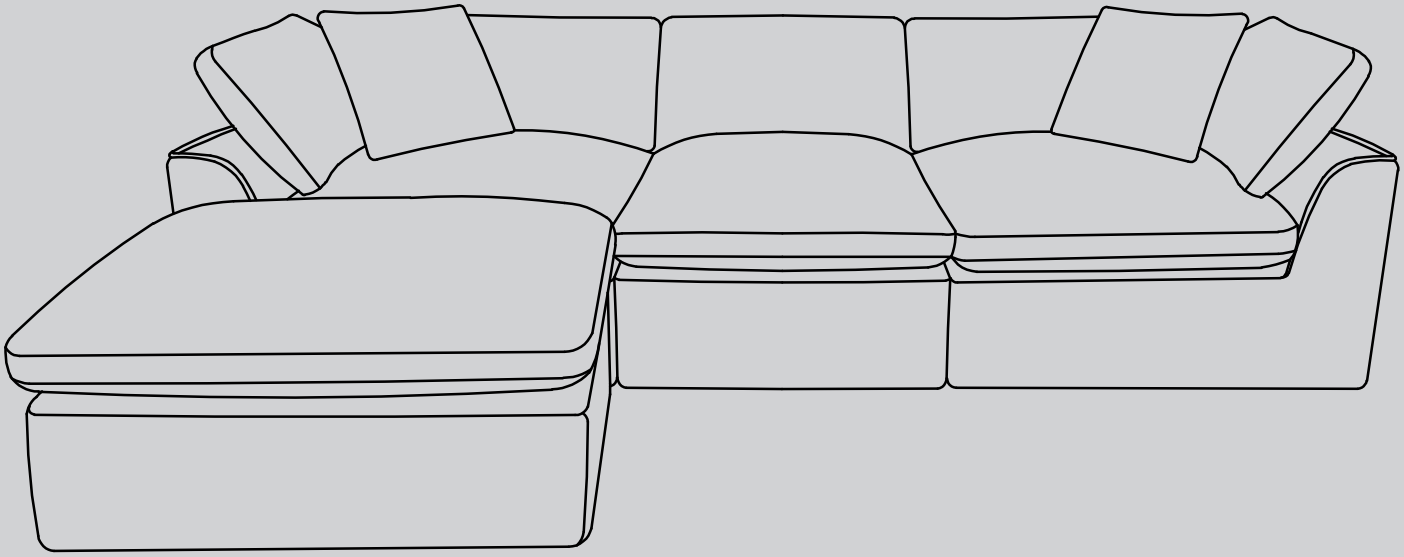

Helpful Hints

1.Regarding the recovery time of the compressed sofa:

It will recover to 95% of its original state about 72 hours.

Please wait patiently for its amazing full recovery.

2. Different lighting conditions and different display devices

may cause color differences. We hope you understand.

Customer Service

Returning and shipping large furniture items can be difficult,
so we kindly request that you contact us if you have any questions.
We will provide professional customer service solutions.

Assembly Instructions

1

A

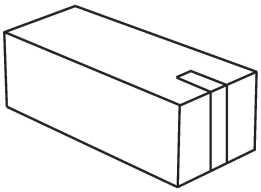



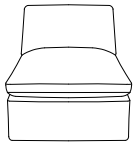

B

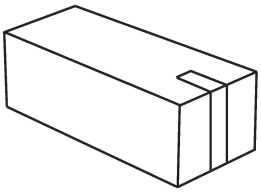



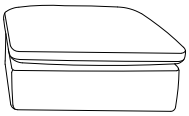

C

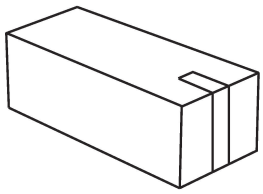

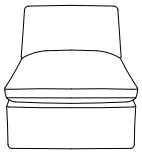

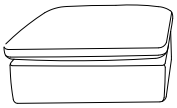

Assembly Instructions

1

Tips: Please use the included tool to unpack, not a knife to avoid damaging the product.

Friendly Reminder

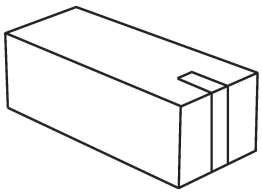

Step 1:
Open thebox.

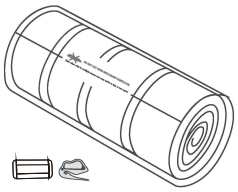

Step2:
includes a packaging box.
a cutter and a connecting buckle.

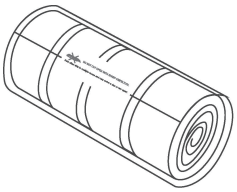

Step3:
Uncover themark.

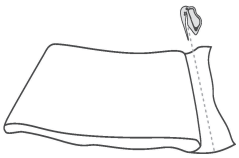

Step4:
Remove thevacuum-sealed bag.

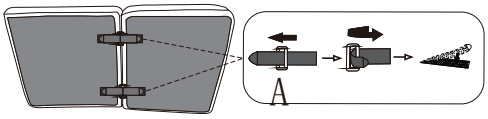

Step5:
Bottom snap fasteners connect adjacent seats.

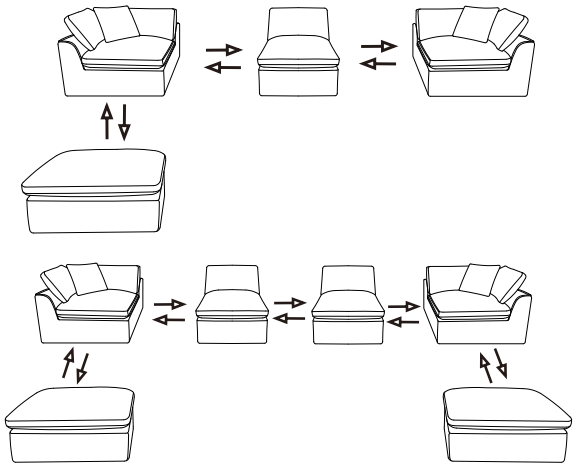

Pat around evenly plump

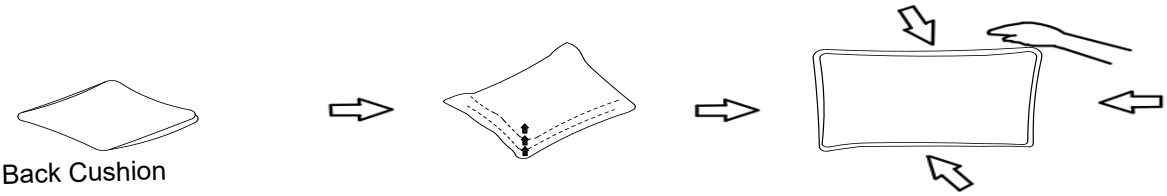

Back Cushion

The compressed sponge has swelled up

Assembly Instructions

1

Step 6:
Pat and iron it.
and let it stand for 72 hours.

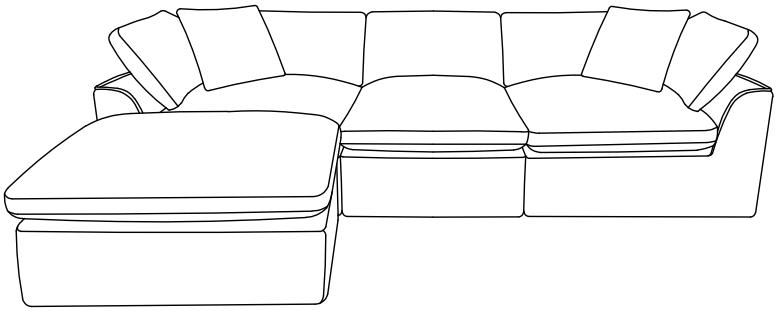



Step 7:
Restore original shape.

Thank you for purchasing our product.

Avoid direct sunlight.

Keep sharp objects away from the surface of the sofa.

Clean with a soft-bristled brush or the soft brush head of a vacuum cleaner.