


# MOE'S

## Assembly Instructions

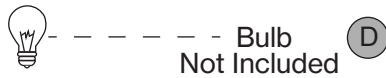
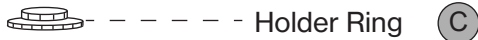
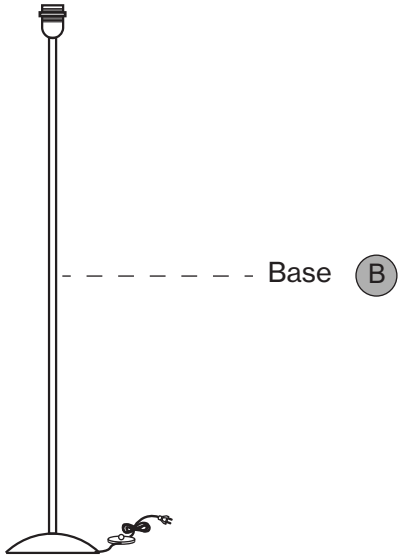
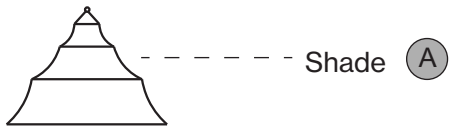
Corrina Floor Lamp

BZ-1163-18



THANK YOU FOR YOUR PURCHASE!

## Parts and Hardware



## Notes

Thank you for purchasing this quality product!  
Be sure to check all packing material carefully for small part that may have come loose inside the carton during shipping

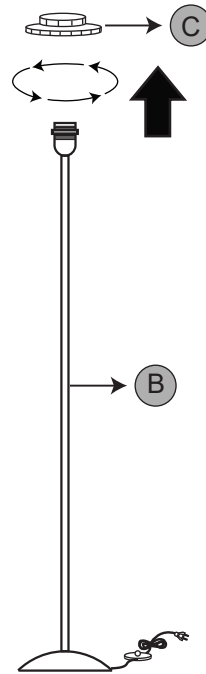
Have 2 adults on hand for assembly

Assemble on a padded, non marring surface

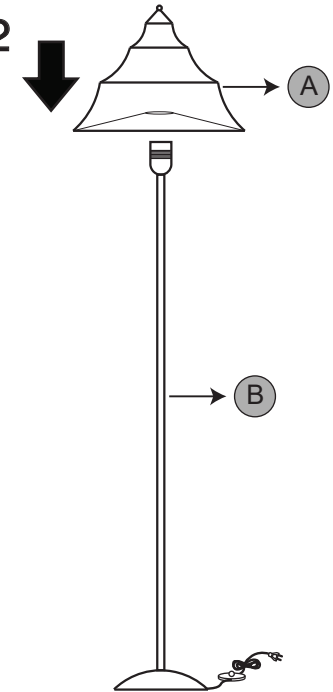
Ensure the bulb is secure in the socket before operating the pendant.

**CAUTION:** To prevent the risk of fire, do not use light bulbs with wattage greater than 25W.

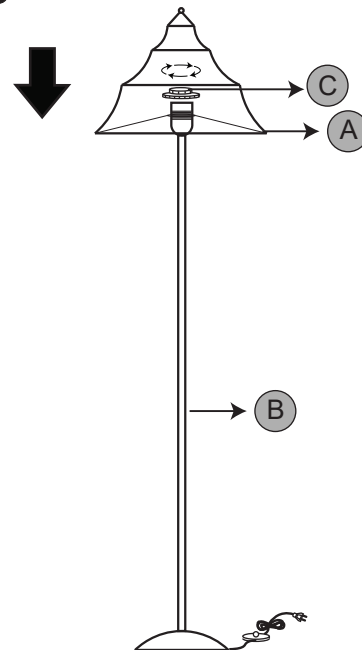
## Step 1



## Step 2



## Step 3



## Step 4

