

ASSEMBLY INSTRUCTION

A × 9
M8x50mm



B × 13
M8



C × 13
M8x22mm




D × 4
M8x60mm




R × 1
M6




①



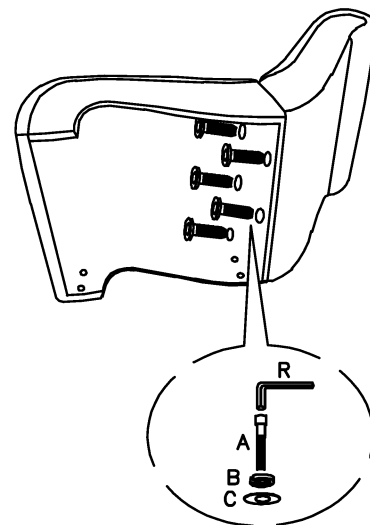

②



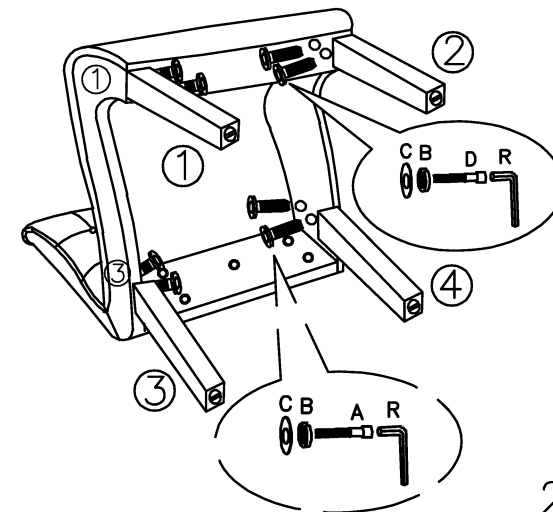
③




④



1



2



3

Note: Put all the screws into the holes site, and then tighten them. Do not tighten one by one.