


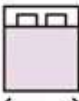



Kids Bed Size Guide

	Bed Width	Bed Size	Minimum Recommended Room Size (W x L)
	~28"	Toddler	7' x 10'
	~35"	Twin/Single	7' x 10'
	~37"	Twin XL	7' x 11'
	~52"	Full/Double	9' x 10'
	~57"	Queen	10' x 10'

Size guide excludes beds with abnormal lengths (e.g., attached nightstands) and bunks/lofts.