

VICTORIA

Canopy, SW WD E26

WE PLIGHT
^ COLLECTION



FEATURES

- Designed, handcrafted, and painted by Master Artisans
- Made to order, eliminating waste
- 6 wood stains + 11 colors to mix & match
- Traditional E26 socket or range of LED options. 3000K, 3500K, & Warm Dim 3000K, dim to 1800K

HOUSING

- Composed of recycled, locally sourced reconstructed wood veneer
- USA factory assembled shades with some exceptions due to size
- Due to hand-crafted nature, colors may vary from fixture to fixture and from photo

MOUNTING

- Victoria 75: Bayonet canopy with 108" cord, field adjustable
- Victoria 95 & 110: Aircraft cable suspension with black or white canopy and with 108" black or white cord, field adjustable
- Optional track mounting options: Global Trac Systems, GEO track, ECO track / HALO® Power Trac track, and Zonyx track.
- Victoria 75: 4.40 lbs.
- Victoria 95: 6.60 lbs.
- Victoria 110: 11.50 lbs.

LISTING

- ULus listed to UL1598 (suitable for indoor use and dry locations only)
- cUL listed to CSA C22.2 #250.0

CCT AT LIGHT LEVEL (%LF) FOR WARM DIM LED

%LF	CCT
100%	3000
50%	2800
25%	2300
10%	1900
5%	1800

PROJECT INFORMATION		
JOB NAME		TYPE
ORDERING CODE		

ORDERING CODE

SERIES	WEP	wood shade
TYPE	VIC	victoria
SIZE	75 95' 110'	75 pendant, 1 x light source 95 pendant, 1 x light source 110 pendant, 1 x light source
LIGHT SOURCE	LLED LE26 ²	LED, 985 lm E26 socket
CCT	30K 35K 3018	3000K, standard white LED 3500K, standard white LED 3000K, dim to 1800K, warm dim LED Not applicable to LE26 option. Do not include in LE26 ordering code.
CRI	90 ³ 95 ⁴	90 CRI, standard white 95 CRI, warm dim Not applicable to LE26 option. Do not include in LE26 ordering code.
MOUNTING OPTION	PBK PMC PWH ECOHBK ECOHMC ECOHW ECOJMK ⁵ ECOJWH ⁵ GEOBK GEOHC GEOWH ZONMC	canopy, black with black cable canopy, matte chrome with black cable canopy, white with white cable ECO/HALO black with black cable ECO/HALO matte chrome with black cable ECO/HALO white with white cable JUNO black with black cable JUNO matte chrome with black cable JUNO white with white cable GEO black with black cable GEO matte chrome with black cable GEO white with white cable Zonyx matte chrome with black cable
OUTER SHADE COLOR	ASH BCH BLU EBY GRN GYO OCH PGR PTB RED ROS TRC WHT WNG YLW LPT VLT	ash beech blue ebony green grey oak ocher pale green petiribi red rose teracotta white wenge yellow light petrol violet
INNER SHADE COLOR	ASH BCH BLU EBY GRN GYO OCH PGR PTB RED ROS TRC WHT WNG YLW LPT VLT	ash beech blue ebony green grey oak ocher pale green petiribi red rose teracotta white wenge yellow light petrol violet

ORDERING CODE

Follow the steps to specify your fixture, example:
WEP - VIC - 110 - LLED - 30K - 90 - PBK - ROS - WHT

NOTES

1. 95 and 110 available in PBK and PWH mounting only.
2. 15W E26 socket available, use base option code LE26-15.
3. 90 CRI for standard white only.
4. 95 CRI for warm dimming only.
5. Not available with LLED.

COLOR OPTIONS



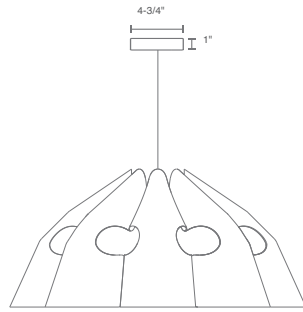
PROJECT INFORMATION		
JOB NAME		TYPE
ORDERING CODE		

LIGHT SOURCE


Light Source	LLED - Standard White LED	LLED - Warm Dim LED	LE26 - E26 Socket
Performance			
LED	Cree CMT 1420	Luminus CDM-9	Lamp Dependant
Lumens	985 lm	730 lm	
CCT	3000K or 3500K	3000K to 1800K	
SDCM	2-Step MacAdam Ellipse	3-Step MacAdam Ellipse	
CRI	>90	>95	
Lumen Maintenance	L ₉₀ > 41,500 hours	L ₇₀ > 54,000 hours	
Technical Specs			
Socket Listing	Integrated LED module ETLus Listed to UL1598 (Suitable for dry locations only) cETL Listed to CSA C22.2 #250.0	Integrated LED module ETLus Listed to UL1598 (Suitable for dry locations only) cETL Listed to CSA C22.2 #250.0	Medium E26 base socket ETLus Listed to UL1598 (Suitable for dry locations only) cETL Listed to CSA C22.2 #250.0
Mounting			
Wall	120-277Vac, 50/60Hz input 13W 0-10V dimming to 10%	120-277Vac, 50/60Hz input 13W 0-10V dimming to 10%	120Vac input 100W, 100VA (max 100W lamp) Dimmable (with compatible lamp)
Warranty			
	5 year limited fixture warranty	5 year limited fixture warranty	1 year limited fixture warranty

PROJECT INFORMATION		
JOB NAME		TYPE
ORDERING CODE		

PRODUCT DIMENSIONS

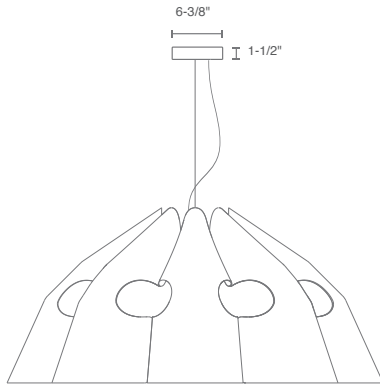


H 12 - 9/10"




D 29 - 1/2"

VICTORIA 75

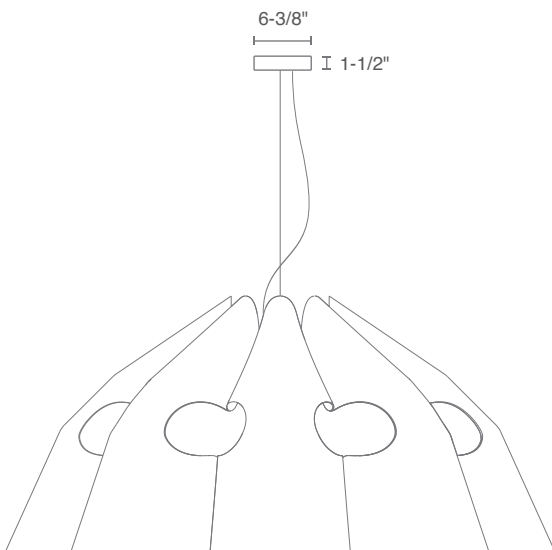


H 16 - 9/10"




D 37 - 2/5"

VICTORIA 95



H 25 - 1/10"

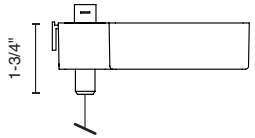


D 43 - 3/10"

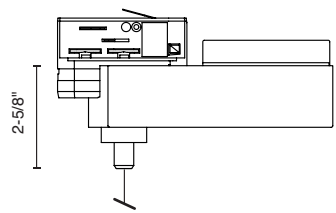
VICTORIA 110

PROJECT INFORMATION		
JOB NAME		TYPE
ORDERING CODE		

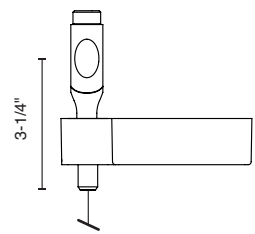
MOUNTING OPTIONS



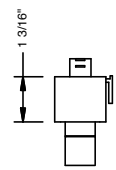
LLED-ECOH



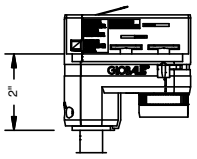
LLED-GEO



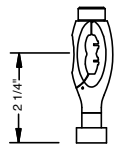
LLED-ZONMC



LE26-ECOH/ECOJ



LE26-GEO



LE26-ZONYX