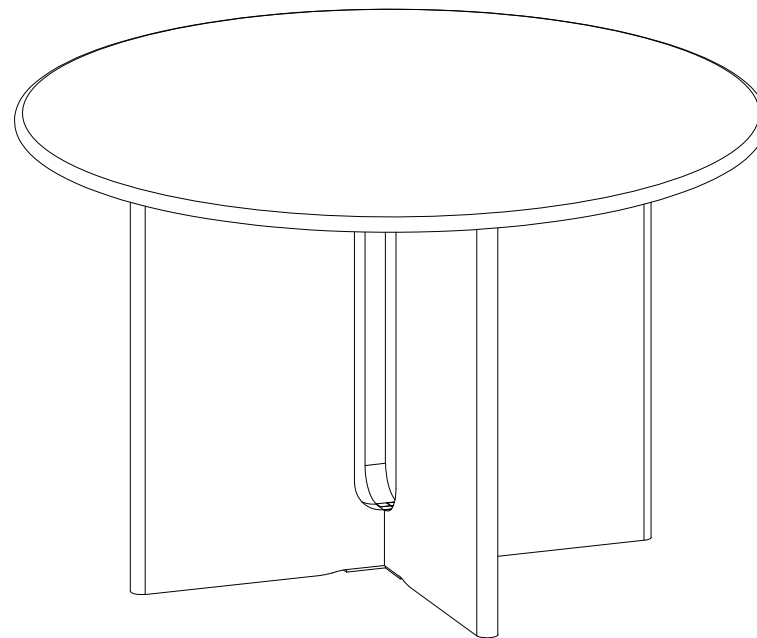


MOE'S

h o m e c o l l e c t i o n



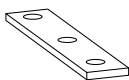
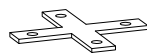
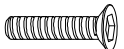
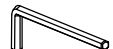
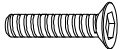
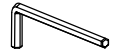


ASSEMBLY INSTRUCTIONS.

STANLEY DINING TABLE WHITE MARBLE
JD-1095-15



THANK YOU FOR YOUR PURCHASE!

PARTS AND HARDWARE.

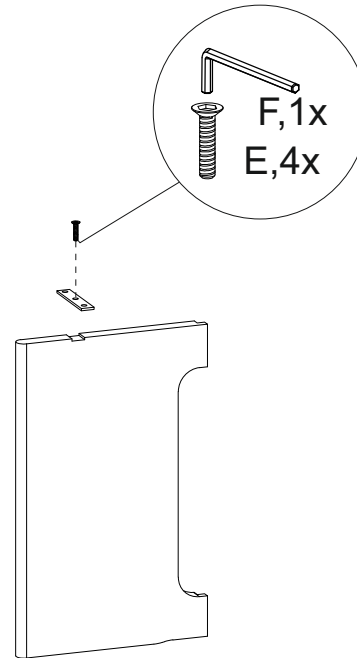
(A) Top , 1x 	(B) Leg , 4x 
(C) Top Assembly Plate, 4x 	(D) Leg Assembly plate , 1x 
(E) CSK Bolt, 4x (25x8mm) 	(F) Allen Key, 1x (5mm) 
(G) CSK Bolt, 4x (20x6mm) 	(H) Allen Key, 1x (4mm) 
(I) JCB Bolt, 8x (16x8mm) 	(J) Washer, 8x (25x8mm) 

NOTES.

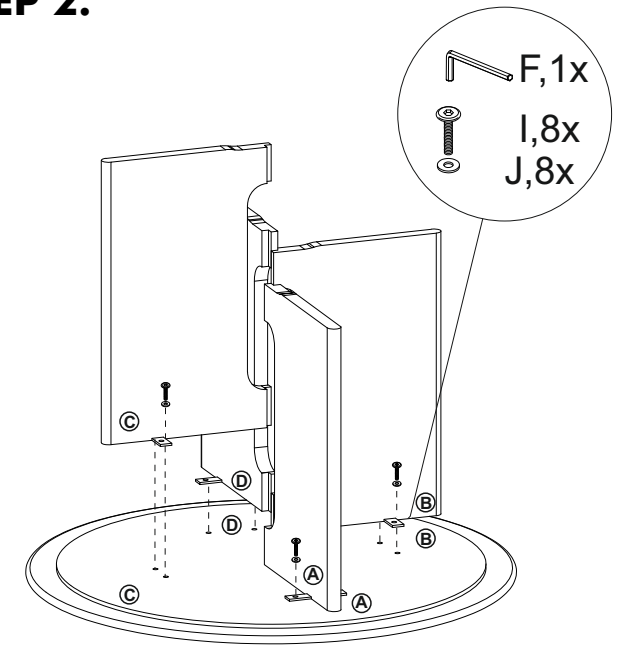
Thank you for purchasing this quality product! Be sure to check all packing material carefully for small part that may have come loose inside the carton during shipping.

CAUTION: The item is heavy, assembly should be performed by two people.

STEP 1.



STEP 2.



STEP 3.

