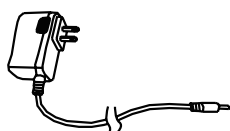


LED Clamp Desk Lamp



x1

360°



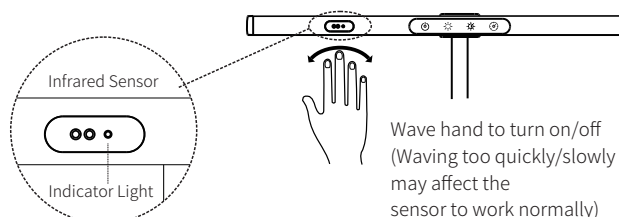
x1

Enable or Close gesture recognition

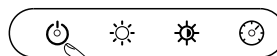
- The default settings is off (Indicator light is off)
- Enable or Close gesture recognition function with the desk lamp off:
Long-touch the “Delay-off” button almost 3s, white indicator light will turn on, the sensor will switch on.
Long-touch again to switch off.



Gesture Recognition



ON/OFF



- Short touch to turn on/off
- Long touch to switch on Night-light Mode



Turn on/off Power Indicator Light

Power indicator light



- With the lamp off
Long-touch “⏻” + “☀️” at the same time to turn on/off the power indicator light.



Adjust Brightness



- Short touch to switch 5 levels of brightness
- Long touch to adjust brightness in Step-less Dimming Mode



Adjust Color Temperature



- Short touch to switch 5 levels of color temperature
- Long touch to adjust color temperature in Step-less Mode



Reading Mode & Delay-off Function

- Short touch to switch on/off Reading Mode (Color Temperature:4000K, 100% Brightness)
- First long touching for 10mins delay-off (indicator light will flash quickly, the lamp will flash once)
Second long touching for 40mins delay-off (indicator light will flash slowly, the lamp will flash twice)
Third long touching, to switch off delay-off function (indicator light will not flash, the lamp will flash three times)



Indicator Light



Adjust Color Temperature

| | |
|----------------|--|
| LED | Life-span : 6000-50000h Color Temperature : 3000K ± 10%-5500K ± 10% Lumen : 600 lumen ± 5% |
| Power Supply | Input : AC100V-240V 50/60 Hz Output : DC 24V 0.5A |
| Power | 12W Max |
| Power Connecto | Straight Plug |



Attentions

- Do not place in excessive heat or moisture.
- Do not look at the light source directly.
- Do not separate/ repair/replace any parts of lamp, including assemblies, power supply and line.
- Do not cover the lamp with any flammable materials.
- Do not spray any liquid on the lamp.
- If the LED of lamp destroyed, the light source of lamp must be changed by manufacturer, service agent or skilled and licensed person