

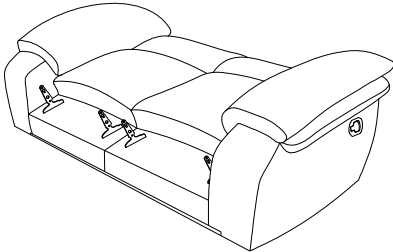


# ASSEMBLY INSTRUCTION

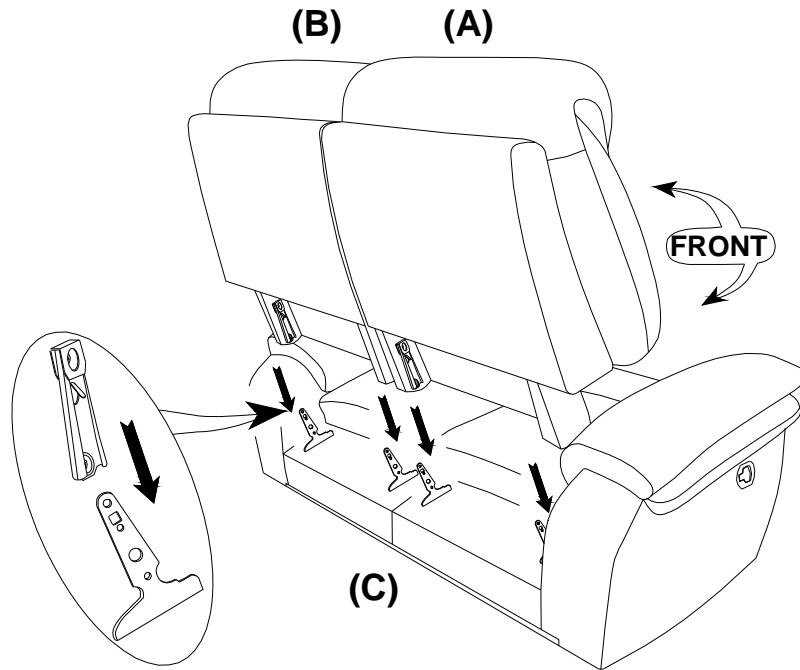
## DOUBLE RECLINING LOVESEAT

**NOTE: Do not use power tools for assembly. Power tools increase the risk of over tightening which lead to splitting or cracking the wood.**

### PARTS LIST


NO.	DRAWING	QTY	DESCRIPTION
A		1	LSF BACK REST
B		1	RSF BACK REST
C		1	SEAT

## STEP#1



## STEP#2

Completed.



### CARE INSTRUCTION FOR POLYESTER FURNITURE:

In order to maintain the original appearance of your polyester furniture, please follow below simple care procedure:

- Avoid exposing furniture directly to sunlight or heating and air conditioning outlets. Exposure to sunlight or heating and air conditioning outlets will fade/damage polyester.
- Wipe gently with a damp soft cloth to remove dust, dirt and any grime build up.



It is recommended to install protective pads under all legs and supports to avoid damage or scratches when placing furniture on a wood floor or other hard surface, and to limit indentation and prevent discoloration if placing on carpet.

**PLEASE KEEP ASSEMBLY INSTRUCTION FOR FUTURE REFERENCE**