















2-Tier Bamboo Bench

Thank you for your purchase. Please
recheck contents immediately when you
take care of parts are correct and also
keep them for use in case of any damage.

Package Contents:

A Top board  1PC	B Bottom board  1PC	C Leg  2PCS
D Leg  2PCS	E Screw  8PCS	F Hex wrench  1PC
X WRONG  (DO NOT INSERT INTO SLOTS)	✓ CORRECT  (SLIDE INTO CORNER)	①  Step 1: Attach legs (C & D) to top board (A). Insert screws (E) and secure with provided hex wrench (F).
②  Step 2: Slide one side of bottom board (B) into place with the pieces that have been assembled thus far.	③  Step 3: Attach remaining leg (C, D) to top & bottom boards (A,B) accordingly, insert screws (E), and secure with hex wrench (F).	④  Step 4: Make sure bench is secure before use. Add your favorite decorative items and enjoy!