















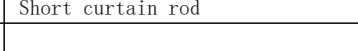
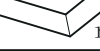
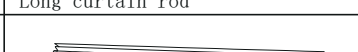





INSTRUCTION MANUAL

Customer Instruction Card

To our most beloved and valued customer:
Thank you for your order, and we appreciate your trust and support.
If you need any assistance or have any questions about your order, please reach our customer service team with your order number

- Common Questions:
1. Normally the cushion is placed within the ottoman/ chair, please turn it upside down, you may find the cushion.
 2. Please do not fully tighten the screws before all parts were assembled successfully, in case the products can not be lined up in position.
 3. Furniture sets are mostly delivered in multiple cartons. If the numbers of boxes you received are not correct/missing. Please contact us via phone or email with your order number.
 4. If you would like to return the order, be sure to also return any accessories and packing slips that came with your original package.
 5. If the set is not in use for a long time, please cover it with a furniture cover or store it indoors.
 6. Please be very careful with the glass, please do not handle the glass with bare hands if it was broken.

Thank you for your understanding and cooperation, we wish you a fantastic shopping experience with us, and we are looking forward to serving you again!

A		2	M		60
B		2	N		8
C		2	O		5
D		2	P		5
E1		1	Q		78
E2		1	S		73
F		2	T		1
G		2	U		1
H		2	V		1
I		2			
J		2			
K		1			
L		2			

