

Showcasing the complex veining of rare marble, Reserva™ brings to life the timeless look with multiple sizes and stunning colors.

RESERVA™

Glazed Porcelain



FLOOR / WALL  RESIDENTIAL  COMMERCIAL  INDOOR  OUTDOOR 



Alto



Manu



Pampa





Mosaics



Alto

Manu

Pampa

Sizes							
	13" x 13" 12.99" x 12.99"	12" x 24" 11.81" x 23.62"	13" x 13" Mesh	3" x 13" Floor SBN			
Thickness	7.8mm	9mm	9mm	7.5mm			
Faces	47	37	N/A	N/A			
Finish	Matte	Matte	Matte	Matte			
Edge	Pressed	Pressed	Cut	Cut/Rounded			
Grout Joint Recommendation	3/16"	3/16"	3/16"	3/16"			
Testing	Abrasion Resistance C1027	Breaking Strength C648	Chemical Resistance C650	Water Absorption C373	DCOF ANSI A1371	Scratch Hardness MOHS	Shade Variation Rating
	Results* IV	≥400 lbf	Resistant	≤0.50%	≥0.56	7	V3

Product and Installation Details | ANSI A108.02
Section 4.3.8.2 - For running bond/brick jointing patterns utilizing tiles (square or rectangular) where the side being offset is greater than 18" (nominal dimension), the running bond offset will be a maximum of 33% unless otherwise specified by the tile manufacturer. If an offset greater than 33% is specified, specifier and owner must approve mock-up and lippage.



 Sustainability Attributes

- Red List Free
- Health Product Declaration (HPD) provided upon request
- Product Packaging is 100% recyclable
- VOC Free

*For more information visit www.emser.com. Always consult a professional for proper usage and installation.