








ASSEMBLY INSTRUCTIONS & PARTS IDENTIFICATION HIGH / LOW DINNING TABLE

Thank you for purchasing this quality product. Be sure to check all packing material carefully for small parts that may have come loose inside the carton during shipment.

Parts key			
No	Code	Q'ty	Description
1	a	4 Pcs.	Leg Extensions
1A		4 Pcs.	Leg
2	b	2 Pcs.	Extension Mechanism
3	c	4 Pcs.	Extension Locks
4	d	4 Pcs.	Apron Spacer
5	e	2 Pcs.	Right Facing Door
6	f	2 Pcs.	Left Facing Door
7	g	4 Pcs.	Pull w/ Screw
8	h	4 Pcs.	Floor Glide

Hardware Kit			
No	Description		Q'ty
A		Bolt Ø8 x 60	8 pcs
B		Hexa Nut Ø8	4 pcs
C		Lock washer Ø8.5	20 pcs
D		Flat washer Ø8.5	20 pcs
E		Allen key	1 pc
F		Key Wrench	1 pc
G		Bolt Ø8 x 180	8 pcs

PLEASE NOTE:

Leg extensions are used for the Counter Height Table

