























MOUNTING INSTRUCTION



Care & Maintenance

-   • Do not put hot items directly on furniture surface.
-   • Do not clean furniture with harsh cleansers or polish.
-   • Do not place furniture in direct sunlight.
-   • Do not place furniture near heating or cooling vents.
-   • Do not write on furniture without a padded barrier to protect the surface.
-   • Do not place furniture outside. For indoor use only.
-   • Not for commercial use. For residential use only.

-   • Dust and pick-up spills using a clean, non-colored, lint-free cloth.
-   • Stains may be removed with mild soap solution and damp cloth.



TAKE EXTRA CARE OF HINGED COMPONENT
WHEN SETTING UP THIS PRODUCT
ALWAYS USE THE LOCKING SCREW TO
PREVENT THE LEG FROM FOLDING