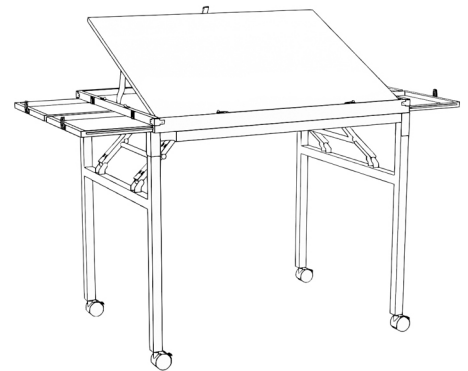
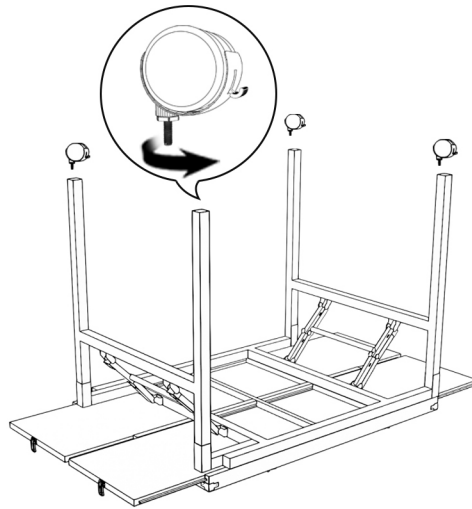
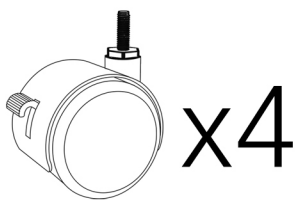


MANUAL

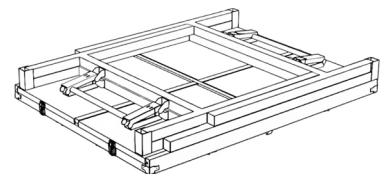
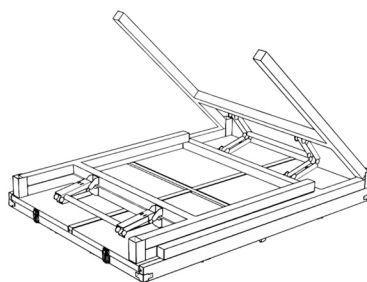
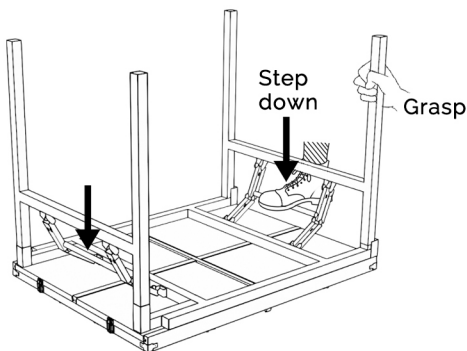
of Foldable Puzzle Table



Accessories:
Detachable Vientiane wheels x4

①Screw the wheels onto the legs.
You can adjust the depth of all
wheels according to your
preferences.

②Display of puzzle table with
universal casters.



③Put away the legs of the table:
step on the arrow position with
your feet and grab the legs with
your hands.

④The folded part is in the above
curved shape

⑤Done