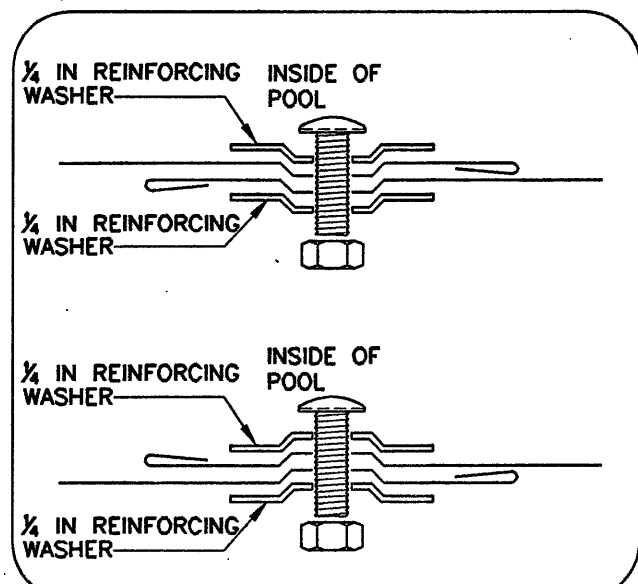
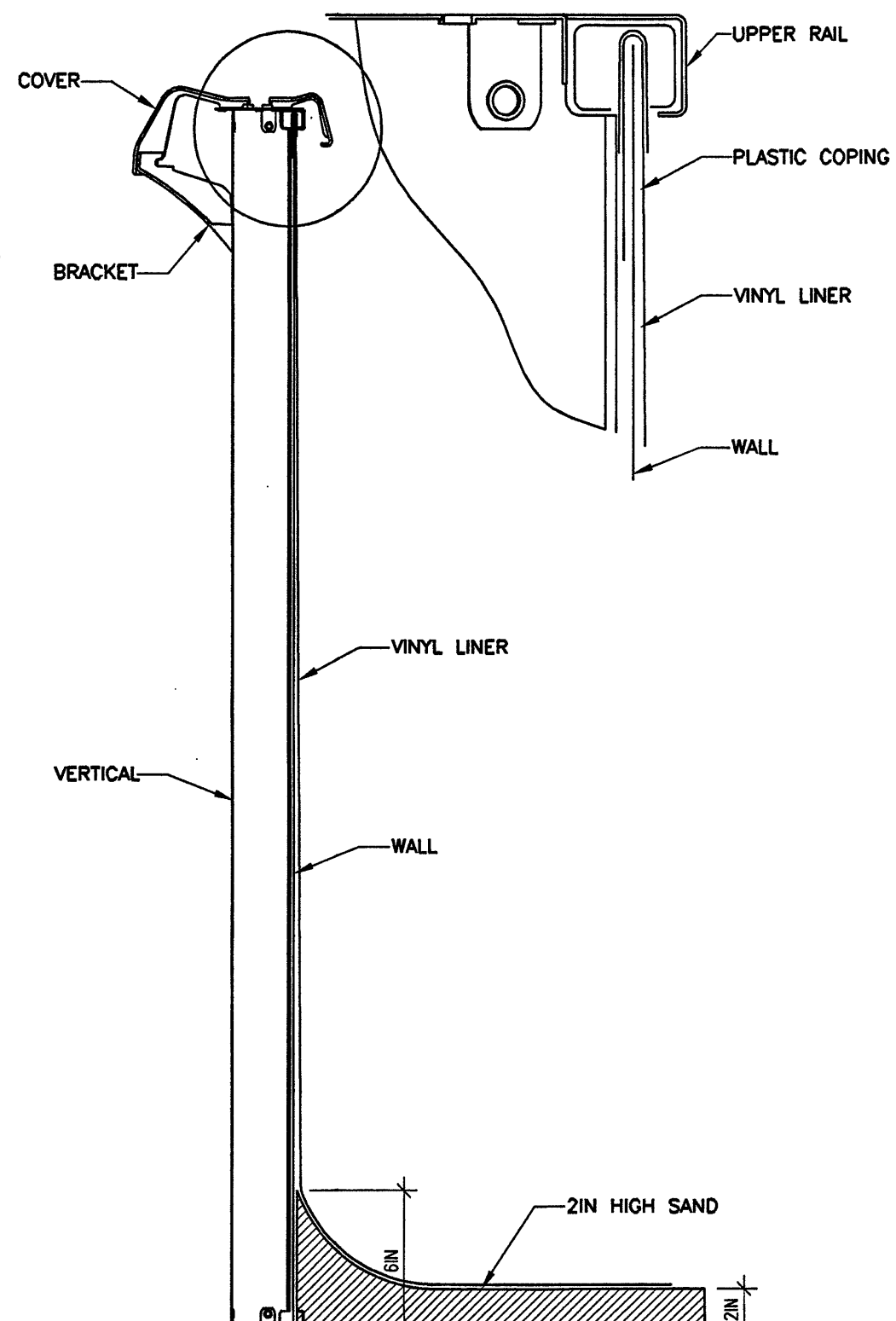


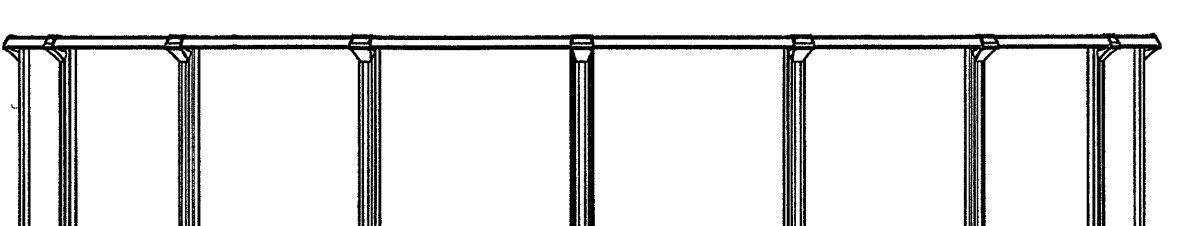
DO NOT FASTEN THE WALL WITHOUT USING THE REINFORCING WASHERS! FAILURE TO USE REINFORCING WASHERS AS INSTRUCTED WILL CAUSE WALL TO SPLIT WHEN POOL IS FILLED. THIS CAN CAUSE SERIOUS PROPERTY DAMAGE AND/OR BODILY INJURY.



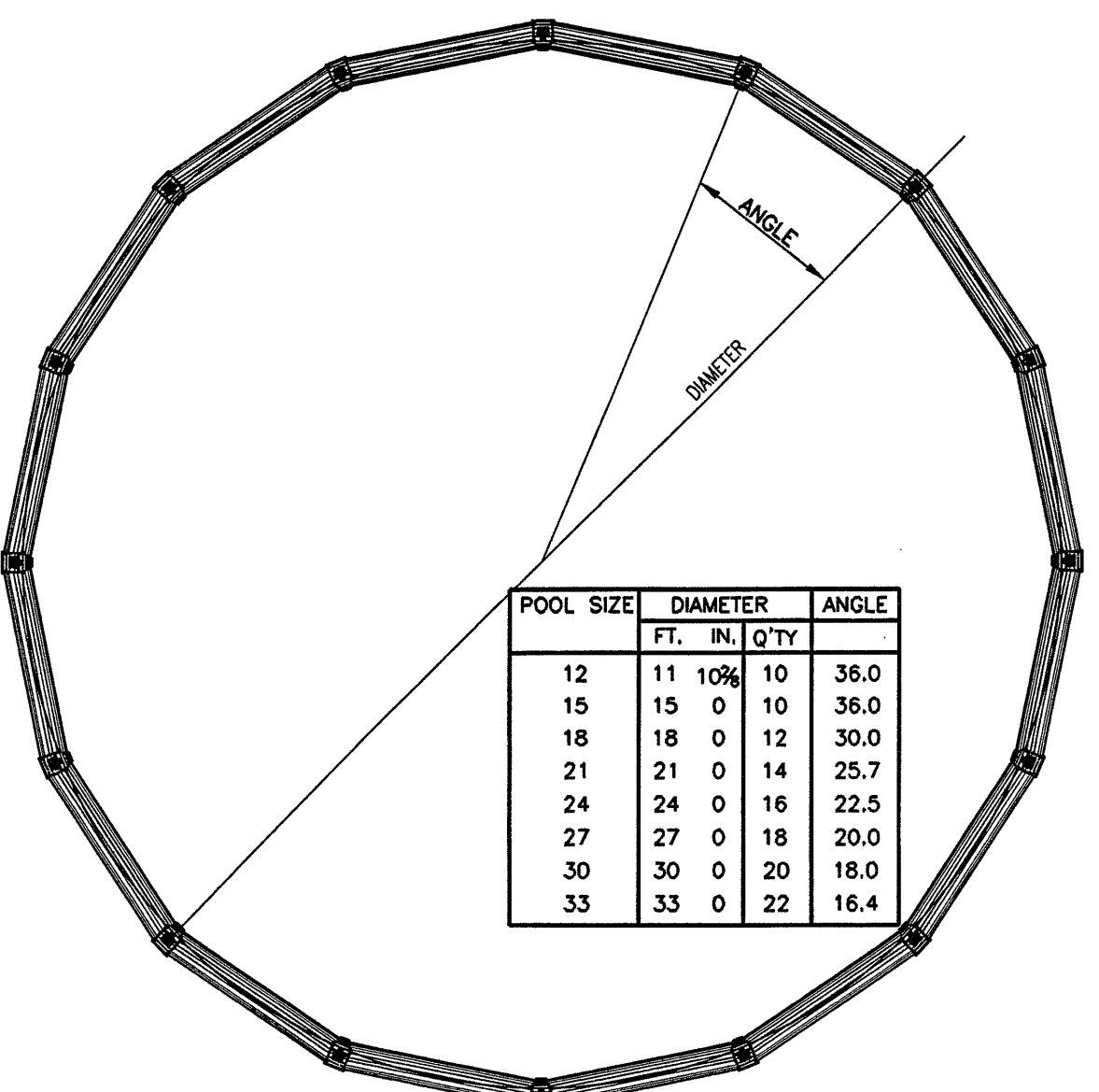
INSERT THE SCREWS FROM INSIDE OF WALL.
NUT MUST BE FASTENED FROM OUTSIDE OF WALL.



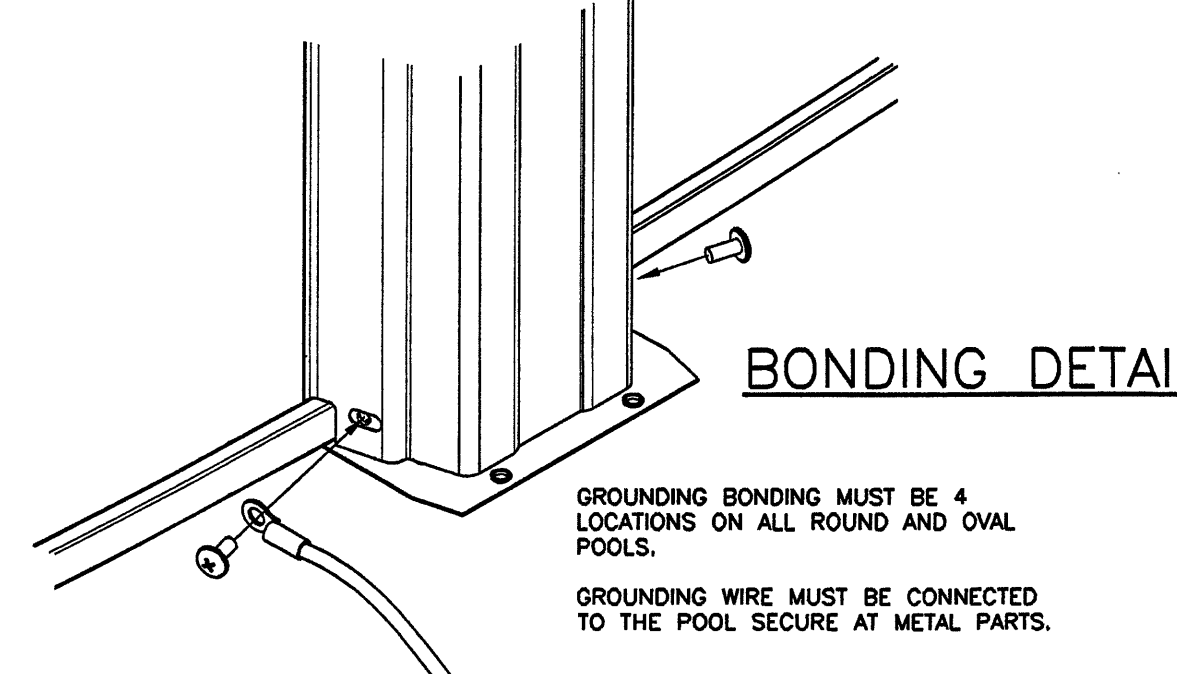
TYPICAL FRAME SECTION- NON STRUCTURAL



TYPICAL ELEVATION - 24' ROUND SHOWN



TYPICAL ELEVATION - 24' ROUND SHOWN



BONDING DETAIL



JUMPING AND DIVING INTO A ASAHI CHEMICAL'S POOL IS STRICTLY FORBIDDEN. IT IS YOUR RESPONSIBILITY AS THE OWNER OF THE POOL TO DO THE FOLLOWING:
DO NOT LOCATE POOL NEAR OBJECTS THAT WOULD ENTICE DIVING I.E. GARAGES, TREE, PORCHES, ETC.
DO NOT LET ANYONE USE YOUR POOL UNLESS THEY ARE FULLY AWARE OF THE DO NOT DIVE OR JUMP NOTICE.
DO NOT PROMOTE HORSE PLAY OR OTHER ACTIVITIES THAT WOULD CAUSE INJURIES.
DO NOT ALLOW PEOPLE TO SIT OR WALK ON THE TOP SEAT OF THE POOL.
IT IS YOUR RESPONSIBILITY AS A POOL OWNER TO INSURE THE SAFETY OF WHOMEVER USES THE POOL NOT THE MANUFACTURER.

READ ALL INSTRUCTIONS CAREFULLY BEFORE ASSEMBLING YOUR POOL.
READ THROUGH ALL INSTRUCTIONS COMPLETELY AND FAMILIARIZE YOURSELF WITH ALL POOL PARTS AND ACCESSORIES BEFORE POOL ASSEMBLY.
DAMAGE MAY BE DONE IF ALL INSTRUCTIONS ARE NOT CAREFULLY FOLLOWED, AND IN SUCH CASES WILL VOID MANUFACTURER'S WARRANTY.
WHEN ASSEMBLING POOL, READ THROUGH WHAT YOU MUST DO FOR EACH STEP, THEN PROCEED.

WARNING

THIS POOL IS DESIGNED FOR SWIMMING ONLY. IT IS NOT INTENDED FOR DIVING OR JUMPING. FOR A MAXIMUM OF SWIMMING FUN, BE SURE TO FOLLOW ALL SAFETY RULES WHEN USING ANY SWIMMING POOL.

GROUNDING CONNECTOR INSTALLATION

THE GROUNDING CONNECTOR MUST BE INSTALLED AT 5 LOCATIONS ON ALL ROUND AND OVAL POOLS.

- LOWER RAIL SIDE**
INSTALL 1 GROUNDING CONNECTOR AS SHOWN FIGURE C1,C2
1. BEFORE INSTALLING WALL, INSERT GROUNDING CONNECTOR INTO THE LOWER RAIL AT THE POINT AS SHOWN FIGURE B.
- UPPER RAIL SIDE**
INSTALL 1 GROUNDING CONNECTOR AS SHOWN FIGURE C1,C2
1. BEFORE INSTALLING UPPER RAILS, PLACE 8" ALUMINUM TAPE ON COPING DIRECTLY BELLOW ALL UPPER JOINT AS SHOWN FIGURE D.
ADDITIONAL FOR OVAL POOLS
FOR OVAL POOL, PLACE 8" ALUMINUM TAPE ON COPING DIRECTLY BELLOW ALL SIDE UPPER JOINT AS SHOWN FIGURE E.
2. INSERT 1 GROUNDING CONNECTOR NEXT TO THE ALUMINUM TAPE AS SHOWN FIGURE D.
3. INSTALLING UPPER RAIL OVER ALUMINUM TAPE, GROUNDING CONNECTOR AND COPING AS SHOWN FIGURE D.

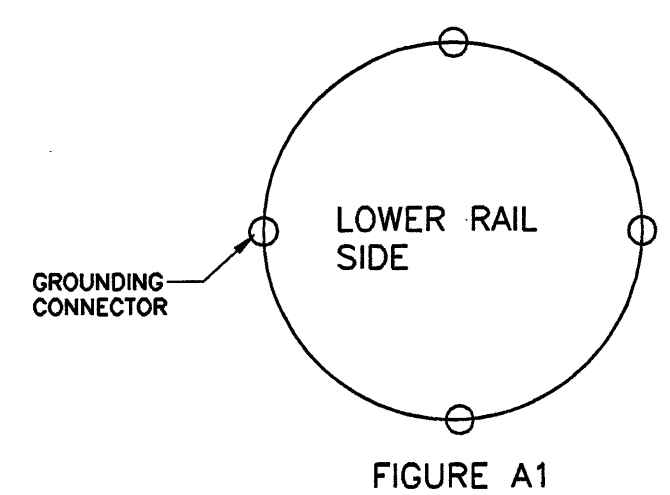


FIGURE A1

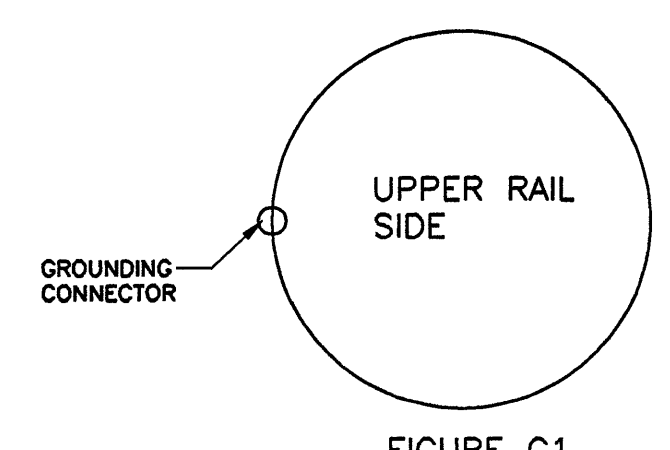


FIGURE C1

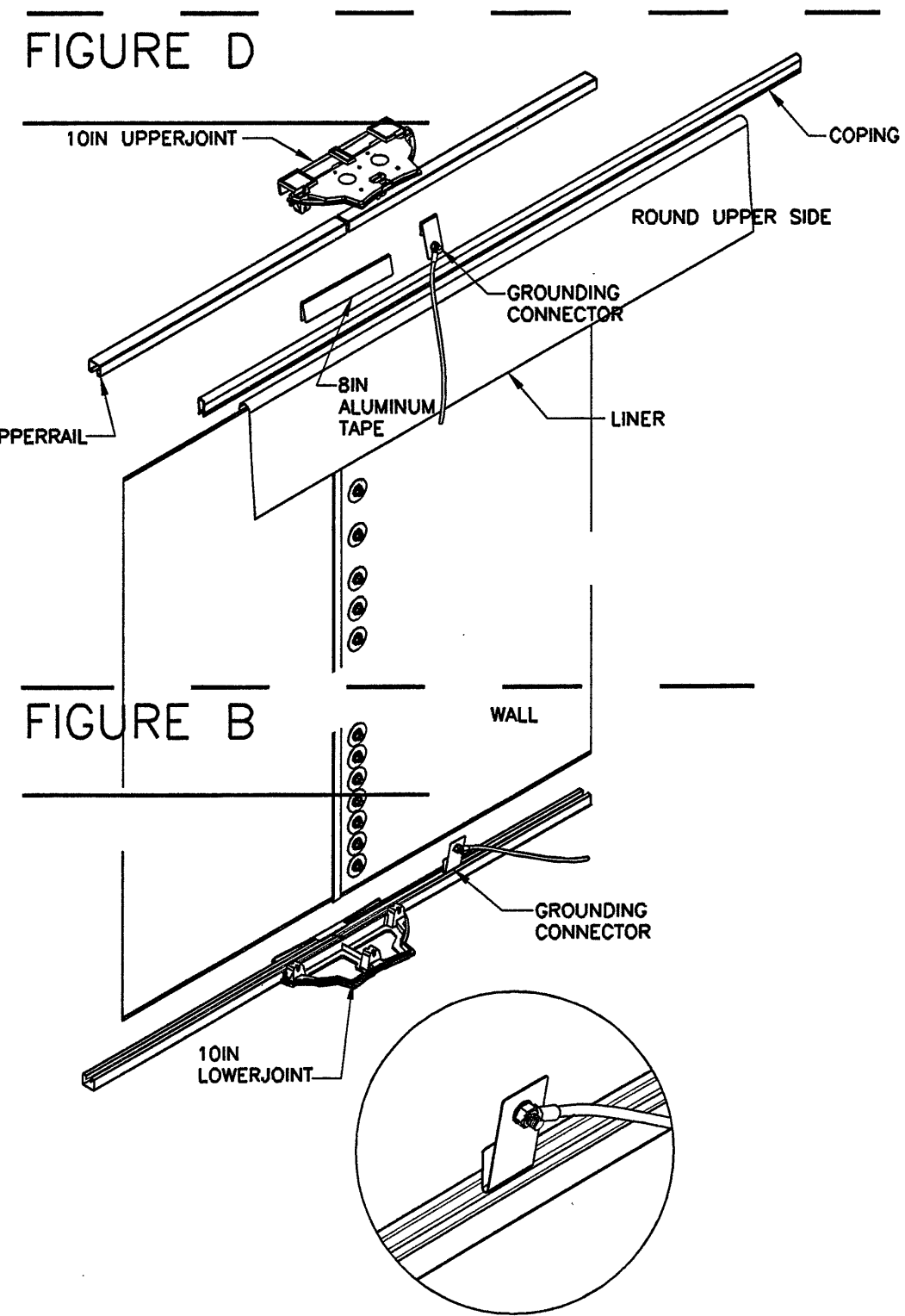
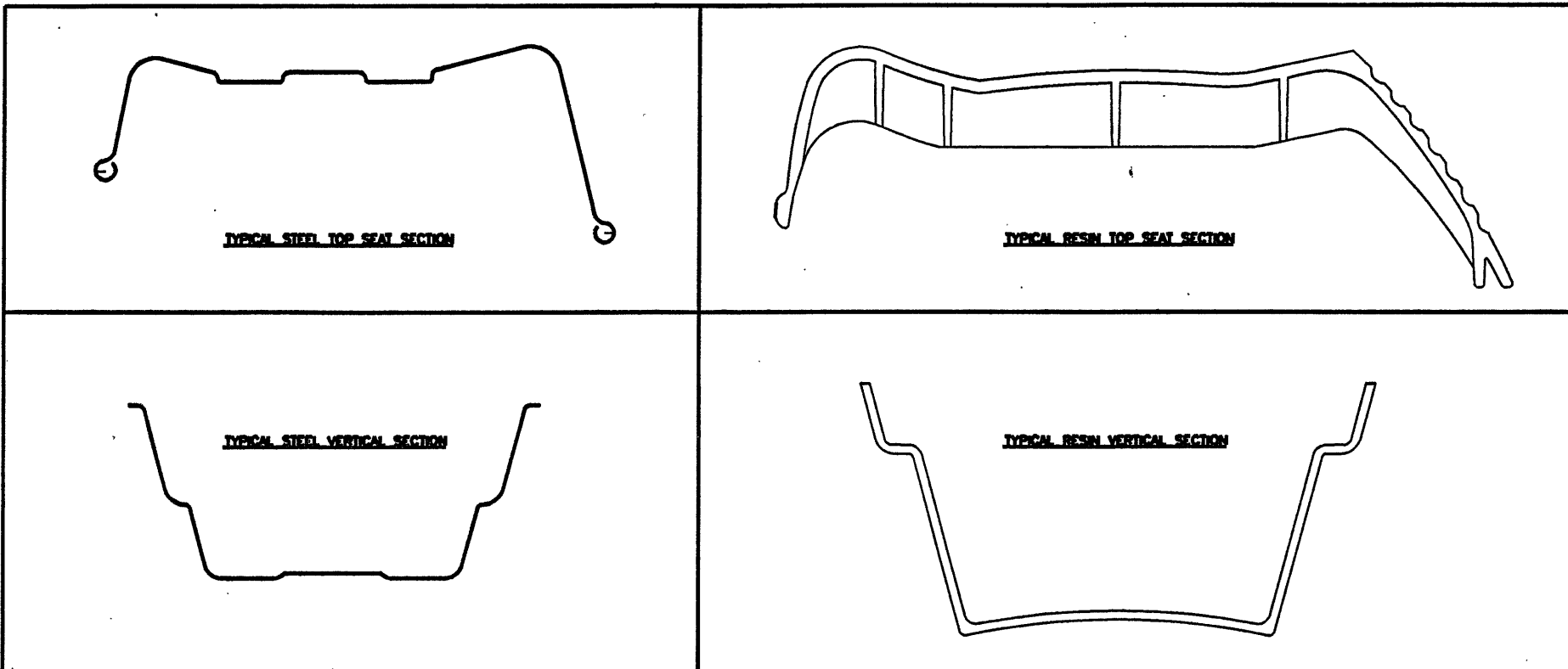


FIGURE B

FIGURE D

FRAME SECTIONS



NOTES

- ALL COMPONENTS MANUFACTURED BY ASAHI CHEMICAL COMPANY LTD. ANY QUESTIONS THAT CANNOT BE ANSWERED BY YOUR LOCAL DISTRIBUTOR, RETAILER, OR INSTALLER SHOULD BE DIRECTED TO ASAHI CHEMICAL INDUSTRY CO., LTD. HIRONO-MACHI, FUTABA-GUN, FUKUSHIMA-KEN, JAPAN 011-81-240-27-3141
- THESE POOLS COMPLY WITH ANSI/APSP-4 2007 FOR WADING POOLS BY ASSOCIATION OF POOL & SPA PROFESSIONALS.
- THIS STRUCTURE HAS BEEN DESIGNED FOR A MAXIMUM WATER DEPTH AND DENSITY OF 54 INCHES AND 62.4 POUNDS PER CUBIC FOOT RESPECTIVELY.
- POOL SHALL BE INSTALLED ROUND AND LEVEL WITHIN 1IN MAXIMUM TOLERANCE.
- CAREFULLY INSTALL COVE BASE OF SAND. THIS ENSURES THAT LINER CANNOT WORK ITS WAY UNDER FINS OR WALLS.
- THE USE OR INSTALLATION OF SLIDES, SWINGS, ELEVATED PLATFORMS AND DIVING BOARDS IS STRICTLY FORBIDDEN WITH THESE POOLS.
- DO NOT DIVE WARNING SHALL BE SUPPLIED WITH THESE POOLS.
- ALL ELECTRICAL WORK SHALL CONFORM TO THE CURRENT APPLICABLE ARTICLES OF NFPA-70, NATIONAL ELECTRICAL CODE AND BUILDING CODE REQUIREMENTS.
- INSTALLATION SHALL BE IN STRICT ACCORDANCE WITH MANUFACTURER'S INSTRUCTIONS AND ANY DEVIATION SHALL VOID WARRANTY.

BUILDING CODE DATA

STATE OF NEW JERSEY:
UNIFORM CONSTRUCTION CODE (N.J.A.C. 5:23)
INTERNATIONAL CODE COUNCIL, INC.
-2006 INTERNATIONAL BUILDING CODE (SECTION 3109 & 2406.3 ESPECIALLY)
-2006 INTERNATIONAL ENERGY CONSERVATION CODE (RESIDENTIAL)/ASHRAE 90.1-2004 (COMMERCIAL)
-2006 INTERNATIONAL MECHANICAL CODE
-2006 INTERNATIONAL FUEL GAS CODE
-2006 INTERNATIONAL RESIDENTIAL CODE
-BARRIER FREE SUBCODE (MAY 7, 2007) AND ICC/ANSI A117.1-2003
NATIONAL FIRE PROTECTION ASSOCIATION, INC.
-2008 NFPA 70 NATIONAL ELECTRICAL CODE (APRIL 6, 2009)
NATIONAL ASSOCIATION OF PLUMBING-HEATING-COOLING CONTRACTORS
-2006 NATIONAL STANDARD PLUMBING CODE
NJ DEPARTMENT OF COMMUNITY AFFAIRS
-REHABILITATION SUBCODE (UPDATED YEARLY)
ALL AS ADOPTED WITH TECHNICAL AMENDMENTS ON FEBRUARY 20, 2007 EXCEPT AS NOTED ABOVE.

R&D
RUSSELL & DAWSON
ARCHITECTURE & ENGINEERING
A Limited Liability Company
330 Roberts St., East Hartford, CT 06108 TEL: (860) 289-1100 FAX: (860) 289-3272

THIS DOCUMENT, THE IDEAS AND DESIGNS INCORPORATED THEREIN, AS AN INSTRUMENT OF PROFESSIONAL SERVICES, IS THE PROPERTY OF RUSSELL AND DAWSON LLC, AND MAY NOT BE USED, IN WHOLE OR IN PART, FOR ANY OTHER PROJECT OR BY ANY OTHER PERSON OR CORPORATION OTHER THAN THAT NAMED HEREON WITHOUT THE WRITTEN AUTHORIZATION OF RUSSELL AND DAWSON LLC. ANY SUCH UNAUTHORIZED USE WILL BE SOLELY AT THE USER'S RISK AND RUSSELL AND DAWSON LLC WILL BEAR NO RESPONSIBILITY ARISING OUT OF SUCH USE. © 2010 by Russell and Dawson LLC

CONSULTANT:

ASAHI CHEMICAL CO.
1472 RIVER ROAD, P.O. BOX 561
GRAND ISLAND, NY 14072

PROJECT:
ROUND POOL WITHOUT BUTTRESS
48", 52", 54"

REVISIONS			
NO.	DESCRIPTION	DATE	BY
1	REMOVED CT, MA CODES	02/15/11	KCS

JOB NO :	10,209	STAMP:
DATE :	02/15/2011	
SCALE :	AS NOTED	
DRAWN BY :	TIP	
CHECKED BY :	RMD	

PLAN, DETAILS & NOTES

SHEET NUMBER:

N-11